

**CONVENIENCE TRANSLATION
OF PUBLICLY ANNOUNCED
UNCONSOLIDATED FINANCIAL STATEMENTS
AND REVIEW REPORT
AT 30 SEPTEMBER 2016,
SEE NOTE I OF SECTION THREE**

HSBC BANK A.Ş.

**PUBLICLY ANNOUNCED
UNCONSOLIDATED FINANCIAL STATEMENTS
TOGETHER WITH REVIEW REPORT
AT 30 SEPTEMBER 2016**



AUDITOR'S REVIEW REPORT ON INTERIM FINANCIAL INFORMATION

(Convenience translation of the independent auditor's review report originally issued in Turkish, See Note I of Section Three)

To the Board of Directors of HSBC Bank A.Ş.;

Introduction

We have reviewed the unconsolidated balance sheet of HSBC Bank A.Ş. ("the Bank") at 30 September 2016 and the related unconsolidated income statement, unconsolidated statement of income and expense items under shareholders' equity, unconsolidated statement of changes in shareholders' equity, unconsolidated statement of cash flows and a summary of significant accounting policies and other explanatory notes to the unconsolidated financial statements for the nine-month-period then ended. The Bank Management is responsible for the preparation and fair presentation of interim financial statements in accordance with the Banking Regulation and Supervision Agency ("BRSA") Accounting and Reporting Legislation" which includes "Regulation on Accounting Applications for Banks and Safeguarding of Documents" published in the Official Gazette no.26333 dated 1 November 2006, and other regulations on accounting records of Banks published by Banking Regulation and Supervision Agency and circulars and interpretations published by BRSA and Turkish Accounting Standard 34 "Interim Financial Reporting" for those matters not regulated by BRSA Accounting and Reporting Legislation. Our responsibility is to express a conclusion on these interim financial statements based on our review.

Scope of Review

We conducted our review in accordance with the Standard on Review Engagements (SRE) 2410, "Limited Review of Interim Financial Information Performed by the Independent Auditor of the Entity". A review of interim financial information consists of making inquiries, primarily of persons responsible for financial reporting process, and applying analytical and other review procedures. A review of interim financial information is substantially less in scope than an independent audit performed in accordance with the Independent Auditing Standards and the objective of which is to express an opinion on the financial statements. Consequently, a review of the interim financial information does not provide assurance that the audit firm will be aware of all significant matters which would have been identified in an audit. Accordingly, we do not express an opinion.



Conclusion

Based on our review nothing has come to our attention that causes us to believe that the accompanying unconsolidated financial statements do not give a true view of the financial position of HSBC Bank A.Ş. at 30 September 2016 and of the results of its operations and its cash flows for the nine-month-period then ended in all aspects in accordance with the BRSA Accounting and Reporting Legislation.

Report on other regulatory requirements arising from legislation

Based on our review, nothing has come to our attention that causes us to believe that the financial information provided in the accompanying interim report in Section Seven, is not consistent with the unconsolidated financial statements and disclosures in all material respects.

Additional Paragraph for Convenience Translation:

The effects of differences between accounting principles and standards explained in detail in Section Three and accounting principles generally accepted in countries in which the accompanying unconsolidated financial statements are to be distributed and International Financial Reporting Standards ("IFRS") have not been quantified in the accompanying unconsolidated financial statements. Accordingly, the accompanying unconsolidated financial statements are not intended to present the financial position, results of operations and changes in financial position and cash flows in accordance with the accounting principles generally accepted in such countries and IFRS.

Başaran Nas Bağımsız Denetim ve
Serbest Muhasebeci Mali Müşavirlik A.Ş.
a member of
PricewaterhouseCoopers

Zeynep Uras, SMMM
Partner

Istanbul, 10 November 2016



**CONVENIENCE TRANSLATION OF PUBLICLY ANNOUNCED UNCONSOLIDATED
FINANCIAL STATEMENTS AND REVIEW REPORT
ORIGINALLY ISSUED IN TURKISH, SEE IN NOTE I. OF SECTION THREE**


**UNCONSOLIDATED FINANCIAL REPORT OF HSBC BANK A.S.
AS OF AND FOR THE NINE MONTH PERIOD ENDED 30 SEPTEMBER 2016**

Address of Bank's Headquarters : Büyükdere Caddesi No 128 Esentepe, Şişli
34394, İstanbul
Telephone/Fax : (0212) 376 40 00 / (0212) 336 29 39
Web-site : www.hsbc.com.tr
Contact E-mail Address : muhaberat@hsbc.com.tr

The unconsolidated financial report for the nine month period prepared in accordance with Communiqué on the Financial Statements and the Related Disclosures and Footnotes to be Publicly Announced as regulated by Banking Regulation and Supervision Agency, is comprised of the following sections:


- GENERAL INFORMATION ABOUT THE BANK
- UNCONSOLIDATED INTERIM FINANCIAL STATEMENTS OF THE BANK
- EXPLANATIONS ON ACCOUNTING POLICIES APPLIED IN THE RELATED PERIOD
- INFORMATION ON FINANCIAL STRUCTURE AND RISK MANAGEMENT OF THE BANK
- EXPLANATORY DISCLOSURES AND FOOTNOTES ON UNCONSOLIDATED FINANCIAL STATEMENTS
- LIMITED REVIEW REPORT
- INTERIM ACTIVITY REPORT

The unconsolidated financial statements for the nine month period and related explanations and footnotes in this report are prepared in accordance with the Regulation on Banks' Accounting Applications and Principles and Procedures Concerning the Preservation of Documents, Turkish Accounting Standards, Turkish Financial Reporting Standards and annexes interpretations thereof and are denominated as TL thousand unless otherwise specified, are held to subject to limited independent review and are presented enclosed.



Brian Robertson
Chairman


Süleyman Selim Kervancı
General
Manager


Burçin Ozan
Finance
Assistant General
Manager


Yeriiozan Kül
Group Head


Ian Simon Jenkins
Head of
Audit Comitee


Lütfiye Yeşim Uçtum
Member of
Audit Comitee

Information about the responsible personnel whom questions may be asked:

Name-Surname/Title : Zeynep Terzioğlu/Senior Manager
Tel : (0212) 376 4308
Fax : (0212) 376 4912

	Page
SECTION ONE	
General Information about the Bank	
I. Bank's foundation date, start-up status, history regarding the changes in this status	1
II. Explanation about the Bank's capital structure, shareholders of the Bank who are in charge of the management and/or auditing of the Bank directly or indirectly, changes in these matters (if any) and the group that the Bank belongs to	1
III. Explanation on the Board of Directors, members of the audit committee, president and executive vice presidents Shares of the Bank held by them (if any)	2
IV. Information on individuals or institutions owning the preferred shares of the Bank	2
V. Summary information on the Bank's activities and services	3
VI. Other matters	3
VII. Differences between the communiqué on preparation of consolidated financial statements of banks and Turkish Accounting Standards and short explanation about institutions subject to full consolidation method or proportional consolidation and institutions which are deducted from equity or not included in these three methods	3
VIII. The existing or potential, actual or legal obstacles on the transfer of shareholders' equity between the Bank and its subsidiaries or reimbursement of liabilities	3
SECTION TWO	
Unconsolidated Financial Statements of the Bank	
I. Balance sheet	5
II. Statement of off-balance sheet commitments	7
III. Statement of income	8
IV. Statement of profit and loss items recognised under shareholders' equity	9
V. Statement of changes in shareholders' equity	10
VI. Statement of cash flow	12
SECTION THREE	
Explanations on Accounting Policies	
I. Explanations on basis of presentation	13
II. Explanations on strategy of using financial instruments and explanations on foreign currency transactions	14
III. Explanations on investments in associates and subsidiaries	14
IV. Explanations on forward transactions, options and derivative instruments	15
V. Explanations on interest income and expense	15
VI. Explanations on fee and commission income and expense	15
VII. Explanations on financial assets	15
VIII. Explanations on impairment of financial assets	17
IX. Explanations on offsetting financial instruments	17
X. Explanations on sales and repurchase agreements and securities' lending transactions	17
XI. Explanations on property and equipment held for sale purpose and related to discontinued operations and explanations on liabilities related with these assets	17
XII. Explanations on goodwill and other intangible assets	18
XIII. Explanations on property and equipment	18
XIV. Explanations on leasing transactions	18
XV. Explanations on provisions, and contingent liabilities	19
XVI. Explanations on contingent assets	19
XVII. Explanations on obligations related to employee rights	19
XVIII. Explanations on taxation	19
XIX. Explanations on funds borrowed	21
XX. Explanations on issuance of share certificates	21
XXI. Explanations on avalized drafts and acceptances	21
XXII. Explanations on government incentives	21
XXIII. Explanations on operating segments	21
XXIV. Profit reserves and profit distribution	21
XXV. Earnings/loss per share	21
XXVI. Cash and cash equivalents	21
XXVII. Related parties	22
XXVIII. Reclassifications	22
XXIX. Other matters	22
SECTION FOUR	
Explanations Related to Financial Position	
I. Explanations on capital adequacy ratio	23
II. Explanations on credit risk	28
III. Explanations on counter cyclical capital buffer ratio calculation	28
IV. Explanations on currency risk	28
V. Explanations on interest rate risk	31
VI. Explanations on position risk of equity securities in Banking book	33
VII. Explanations on liquidity risk	33
VIII. Explanations on leverage ratio	39
IX. Explanations on risk management	40
X. Explanations on the presentation of financial assets and liabilities at their fair values	41
XI. Explanations on the activities carried out on behalf and account of other people	41
XII. Explanations on operating segments	42
SECTION FIVE	
Explanations and Notes Related to Unconsolidated Financial Statements	
I. Explanations and notes related to assets	44
II. Explanations and notes related to liabilities	56
III. Explanations and notes related to off-balance sheet accounts	63
IV. Explanations and notes related to income statement	65
V. Explanations and notes related to changes in shareholders' equity	70
VI. Explanations and notes related to statement of cash flows	71
VII. Explanations and notes related to Bank's risk group	72
VIII. Explanations and notes related to domestic, foreign, off-shore branches or affiliates and foreign representatives of the Bank	73
IX. Explanations and notes related to subsequent events	73
SECTION SIX	
Explanations on the Independent Auditor's Review Report	
I. Explanations on independent auditor's review report	74
II. Explanations and notes prepared by the independent auditor	74
SECTION SEVEN	
Explanations on the Interim Activity Report	
I. Interim activity report which will include evaluations from chairman of the board of directors and chief executive officer related to activities in the interim period	75

**CONVENIENCE TRANSLATION OF PUBLICLY ANNOUNCED
UNCONSOLIDATED FINANCIAL STATEMENTS ORIGINALLY ISSUED IN
TURKISH, SEE IN NOTE 3.I**

HSBC BANK A.Ş.

NOTES TO UNCONSOLIDATED FINANCIAL STATEMENTS AT 30 SEPTEMBER 2016

(Unless otherwise stated amounts are expressed in thousands of Turkish Lira (“TL”).)

SECTION ONE

GENERAL INFORMATION ABOUT THE BANK

I. BANK’S FOUNDATION DATE, START-UP STATUS, HISTORY REGARDING THE CHANGES IN THIS STATUS

It has been approved by the decision of the Council of Ministers dated 27 June 1990 and numbered 90/644 that HSBC Bank A.Ş. (“The Bank”) was established to conduct banking activities and the articles of association published in the Official Gazette No. 2611 dated 18 September 1990. The bank is a foreign-capitalized bank which has been registered in accordance with the Law on Encouraging Foreign Investments numbered 6224. 100% of the shares of the Bank is owned by HSBC Bank Plc which is a bank established in England. On 20 September 2001 the ‘Share Sales Agreement’ regarding the sale of all shares of Demirbank T.A.Ş. which was under in Saving Deposit Insurance Fund was signed by the Bank’s main shareholder HSBC Bank Plc. According to this agreement the required procedures shall be completed by 31 October 2001 and all shares of the Demirbank T.A.Ş., together with a part of the assets and liabilities shall be transferred to HSBC Bank Plc on 31 October 2001. In 14 December 2001, Demirbank T.A.Ş. and the Bank merged under the name of HSBC Bank Anonim Şirketi and continued its activities. On 19 September 2002, the Bank has signed the share sales agreement with Benkar Tüketici Finansmanı ve Kart Hizmetleri A.Ş. (“Benkar”) and acquired all shares of Benkar. On 25 December 2002 according to both Benkar’s and the Bank’s board of directors’ minute all assets and liabilities of Benkar is transferred to the Bank.

II. EXPLANATION ABOUT THE BANK’S CAPITAL STRUCTURE, SHAREHOLDERS OF THE BANK WHO ARE IN CHARGE OF THE MANAGEMENT AND/OR AUDITING OF THE BANK DIRECTLY OR INDIRECTLY, CHANGES IN THESE MATTERS (IF ANY) AND THE GROUP THAT THE BANK BELONGS TO

As of 30 September 2016, the Bank’s nominal capital amounting to TL 652.290 is dividend to 65.229.000.000 shares with a nominal value of TL 0,01. The share capital of the Bank has been fully paid and registered. All shares of the Bank are owned by HSBC Bank Plc that is located in England and established in accordance with British Law. As of 30 September 2016 there has been no changes regarding the Bank’s capital structure and shareholders of the Bank who are in charge of the management or auditing of the Bank directly or indirectly.

An announcement was placed on Public Disclosure Platform on 9 June 2015 stating that HSBC Bank Plc, main shareholder of HSBC Bank A.Ş., has decided to sell its shares..

On 22 February 2016 HSBC Group announced that the process to sell HSBC Turkey had concluded with a decision to retain the business. In line with this decision, Bank took several important steps in 2016 to enhance its wholesale and premium positioning, and strategic actions to re-focus the branch network.

**CONVENIENCE TRANSLATION OF PUBLICLY ANNOUNCED
UNCONSOLIDATED FINANCIAL STATEMENTS ORIGINALLY ISSUED IN
TURKISH, SEE IN NOTE 3.I**

HSBC BANK A.Ş.

NOTES TO UNCONSOLIDATED FINANCIAL STATEMENTS AT 30 SEPTEMBER 2016

(Unless otherwise stated amounts are expressed in thousands of Turkish Lira (“TL”).)

III. EXPLANATION ON THE BOARD OF DIRECTORS, MEMBERS OF THE AUDIT COMMITTEE, PRESIDENT AND EXECUTIVE VICE PRESIDENTS, SHARES OF THE BANK HELD BY THEM (IF ANY)

<u>Title</u>	<u>Name</u>	<u>Title</u>	<u>Education</u>
Chairman of the Board:	Brian ROBERTSON	Chairman	Undergraduate
Deputy Chairman of the Board:	Hamit AYDOĞAN	Deputy Chairman	Undergraduate
Board of Directors :	Süleyman Selim KERVANCI (*)	Member and CEO	Graduate
	Paul HAGEN	Member	Graduate
	David Anthony HARNETT	Member	Undergraduate
	Mehmet Gani SÖNMEZ	Member	Undergraduate
	Ian Simon JENKINS	Member	Graduate
	Edward Michael FLANDERS	Member	Undergraduate
	Lütfiye Yeşim UÇTUM	Member	Undergraduate
	James Alasdair EMMETT	Member	Graduate
CEO:	Süleyman Selim KERVANCI (**)	CEO	Graduate
Head of Internal Audit:	Umut PASIN	Head of Internal Audit	Undergraduate
Deputy CEO:	Necdet Murat ŞARSEL	Credit and Risk	Graduate
	Rüçhan ÇANDAR	Operations Service and Technology	Graduate
Executive Vice Presidents:	Necdet Murat ŞARSEL	Credit and Risk	Graduate
	Sait Burak ZEYLAN	Commercial Banking	Undergraduate
	Hulusi HOROZOĞLU	Corporate Investment Banking	Graduate
	Ayşe YENEL (***)	Retail Banking	Undergraduate
	Ali Batu KARAALİ	Treasury and Capital Markets	Graduate
	Burçin OZAN	Finance	Undergraduate
	Ali Dündar PARLAR	Internal Systems and Regulations	Undergraduate
	Rüçhan ÇANDAR	Technology and Services	Graduate
	Şengül DEMİRCAN	Human Resources	Undergraduate
Audit Committee:	Ian Simon JENKINS	Head of the Audit Committee	Graduate
	Lütfiye Yeşim UÇTUM	Member of the Audit Committee	Undergraduate
	Paul HAGEN	Member of the Audit Committee	Graduate

The individuals mentioned above do not possess any share of the Bank.

(*) Per the Board Decision no.13583 dated 17 May 2016, Süleyman Selim KERVANCI is appointed as Member of the Board of Directors as of 1 July 2016.

(**) Per the Board Decision no.13583 dated 17 May 2016, Süleyman Selim KERVANCI is appointed as Chief Executive Officer as of 1 July 2016 to replace James Alasdair EMMETT following his resignation as Chief Executive Officer on 30 June 2016 provided that his duties as Member of the Board of Directors shall continue.

(***) Per the Board Decision no.13553 dated 15 April 2016, Ayşe YENEL is appointed as Interim Executive Vice President as of 1 May 2016 to replace Taylan TURAN.

IV. INFORMATION ON INDIVIDUALS OR INSTITUTIONS OWNING THE PREFERRED SHARES OF THE BANK

Name/Commercial Title	Share Amounts (Nominal) (**)	Share Percentages	Paid-in capital (Nominal) (**)	Unpaid Portion
HSBC Bank Plc (*)	652.289.996	99,99%	652.289.996	-

(*) HSBC Bank Plc is wholly owned by HSBC Holdings Plc and HSBC Holdings Plc is indirect shareholder of the Bank with 99,99% share.

(**) The amounts are expressed in full TL.

**CONVENIENCE TRANSLATION OF PUBLICLY ANNOUNCED
UNCONSOLIDATED FINANCIAL STATEMENTS ORIGINALLY ISSUED IN
TURKISH, SEE IN NOTE 3.I**

HSBC BANK A.Ş.

NOTES TO UNCONSOLIDATED FINANCIAL STATEMENTS AT 30 SEPTEMBER 2016

(Unless otherwise stated amounts are expressed in thousands of Turkish Lira (“TL”).)

V. SUMMARY INFORMATION ON THE BANK’S ACTIVITIES AND SERVICES

The Bank’s activities in accordance with related regulations and the section three of the articles of association of the Bank summarized are as follows;

- To accept all kinds of deposits both in Turkish Lira and in foreign currency,
- To provide funds in Turkish Lira and foreign exchange, for own use or as an intermediary,
- To launch cash and non-cash loans to all kind of sectors,
- To perform discount and purchase activities,
- To perform order transmissons brokerage, transactions brokerage, portfolios brokerage, restricted custody and general custody activities in accordance with Capital Markets regulations,
- To invest in both local or foreign companies as founder partner or shareholder, to perform management and auditing process to purchase equities, bonds and other securities,
- To perform factoring and forfeiting activities,
- To establish social and cultural facilities or to help or participate facilities in the existing.

In addition to regular banking operations in accordance to the articles of association, the Bank also provides insurance intermediary services as an agency of Axa Sigorta, Zurich Sigorta, Unico Sigorta, Allianz Hayat ve Emeklilik, Allianz Sigorta, AIG Sigorta, Ergo Sigorta, Euler Hermes, Coface and Anadolu Hayat Emeklilik through its branches and investment intermediary services as an agency of HSBC Yatirim.

As of 30 September 2016, the Bank has 187 branches dispersed throughout the country and 4 branches operating abroad (31 December 2015: 280 branches and 4 branches operating abroad).

As of 30 September 2016, the number of employees of the Bank is 3.968 (31 December 2015: 4.997).

VI. OTHER MATTERS

Unless otherwise stated, the financial statements and explanations and notes regarding the financial statements have been prepared in thousands of Turkish Lira.

VII. DIFFERENCES BETWEEN THE COMMUNIQUE ON PREPARATION OF CONSOLIDATED FINANCIAL STATEMENTS OF BANKS AND TURKISH ACCOUNTING STANDARDS AND SHORT EXPLANATION ABOUT INSTITUTIONS SUBJECT TO FULL CONSOLIDATION METHOD OR PROPORTIONAL CONSOLIDATION AND INSTITUTIONS WHICH ARE DEDUCTED FROM EQUITY OR NOT INCLUDED IN THESE THREE METHODS

Due to differences between the Communiqué on Preparation of Consolidated Financial Statements of Banks and Turkish Accounting Standards, the non-financial associates, HSBC Ödeme Sistemleri ve Bilgisayar Teknolojileri Basın Yayın ve Müşteri Hizmetleri A.Ş. and HSBC İnternet ve Telekomunikasyon Hizmetleri A.Ş. are not consolidated in the consolidated financial statements prepared in accordance with TAS based on line-by-line method. The Bank’s subsidiary HSBC Yatırım ve Menkul Değerler A.Ş. is included in the scope of consolidation by line-by-line method.

VIII. THE EXISTING OR POTENTIAL, ACTUAL OR LEGAL OBSTACLES ON THE TRANSFER OF SHAREHOLDERS’ EQUITY BETWEEN THE BANK AND ITS SUBSIDIARIES OR REIMBURSEMENT OF LIABILITIES

None.

**CONVENIENCE TRANSLATION OF PUBLICLY ANNOUNCED
UNCONSOLIDATED FINANCIAL STATEMENTS ORIGINALLY ISSUED IN
TURKISH, SEE IN NOTE 3.I**

HSBC BANK A.Ş.
NOTES TO UNCONSOLIDATED FINANCIAL STATEMENTS AT 30 SEPTEMBER 2016
(Unless otherwise stated amounts are expressed in thousands of Turkish Lira (“TL”).)

SECTION TWO

UNCONSOLIDATED FINANCIAL STATEMENTS

- I. Balance Sheet - Assets**
- I. Balance Sheet - Liabilities**
- II. Statement of Off-Balance Sheet Commitments**
- III. Statement of Income**
- IV. Statement of Income and Expense Items Recognised Under Shareholders’ Equity**
- V. Statement of Changes in Shareholders’ Equity**
- VI. Statement of Cash Flow**

**CONVENIENCE TRANSLATION OF PUBLICLY ANNOUNCED
UNCONSOLIDATED FINANCIAL STATEMENTS ORIGINALLY ISSUED IN
TURKISH, SEE IN NOTE 3.I**

HSBC BANK A.Ş.

**UNCONSOLIDATED BALANCE SHEET AS OF 30 SEPTEMBER 2016 AND 31 DECEMBER 2015
(STATEMENT OF FINANCIAL POSITION)**

(Unless otherwise stated amounts are expressed in thousands of Turkish Lira (“TL”))

**SECTION TWO
UNCONSOLIDATED FINANCIAL STATEMENTS**

I. BALANCE SHEET	Note (Section Five I)	Current Period (30.09.2016)			Prior Period (31.12.2015)		
		TL	FC	Total	TL	FC	Total
ASSETS							
I. CASH BALANCES WITH THE CENTRAL BANK	(I-a)	320.071	6.409.004	6.729.075	332.495	3.061.976	3.394.474
II. FINANCIAL ASSETS AT FAIR VALUE THROUGH PROFIT or LOSS (Net)	(I-b)	1.112.492	395.639	1.508.131	1.341.937	301.539	1.643.476
2.1 Trading Financial Assets		1.112.492	395.639	1.508.131	1.341.937	301.539	1.643.476
2.1.1 Government Debt Securities		960.674	29.120	989.794	968.336	18.524	986.860
2.1.2 Share Certificates		-	-	-	-	-	-
2.1.3 Trading Derivative Financial Assets		146.622	366.519	513.141	368.419	283.015	651.434
2.1.4 Other Marketable Securities		5.196	-	5.196	5.182	-	5.182
2.2 Financial Assets Designated at Fair Value through Profit or (Loss)		-	-	-	-	-	-
2.2.1 Government Debt Securities		-	-	-	-	-	-
2.2.2 Share Certificates		-	-	-	-	-	-
2.2.3 Loans		-	-	-	-	-	-
2.2.4 Other Marketable Securities		-	-	-	-	-	-
III. BANKS	(I-c)	209.524	79.785	289.309	58.395	437.363	495.758
IV. MONEY MARKETS			2.576.699	2.576.699	2.490.732	1.388.808	3.879.540
4.1 Interbank Money Market Placements		-	-	-	-	226.495	226.495
4.2 Receivables from Istanbul Stock Exchange Money Market		-	174.990	174.990	-	-	-
4.3 Receivables from Reverse Repurchase Agreements		-	2.401.709	2.401.709	2.490.732	1.162.313	3.653.045
V. AVAILABLE-FOR-SALE FINANCIAL ASSETS (Net)	(I-d)	1.477.396	2.205	1.479.601	628.707	25.410	654.117
5.1 Share Certificates		4.225	2.205	6.430	4.225	25.410	29.635
5.2 Government Debt Securities		1.473.171	-	1.473.171	624.482	-	624.482
5.3 Other Marketable Securities		-	-	-	-	-	-
VI. LOANS AND RECEIVABLES	(I-e)	11.606.759	4.293.630	15.900.389	14.006.867	6.484.532	20.491.399
6.1 Loans		11.128.696	4.293.524	15.422.220	13.547.999	6.484.317	20.032.316
6.1.1 Loans to Bank's Risk Group	(VII)	-	38.726	38.726	-	20.399	20.399
6.1.2 Government Debt Securities		-	-	-	-	-	-
6.1.3 Other		11.128.696	4.254.798	15.383.494	13.547.999	6.463.918	20.011.917
6.2 Non Performing Loans		1.338.984	202	1.339.186	1.244.695	330	1.245.025
6.3 Specific Provisions (-)		860.921	96	861.017	785.827	115	785.942
VII. FACTORING RECEIVABLES		379.357	7.146	386.503	536.832	47.236	584.068
VIII. INVESTMENT SECURITIES HELD-TO-MATURITY (Net)	(I-f)	-	-	-	-	-	-
8.1 Government Debt Securities		-	-	-	-	-	-
8.2 Other Marketable Securities		-	-	-	-	-	-
IX. INVESTMENTS IN ASSOCIATES (Net)	(I-g)	-	-	-	-	-	-
9.1 Associates Consolidated Based on Equity Method		-	-	-	-	-	-
9.2 Unconsolidated		-	-	-	-	-	-
9.2.1 Financial Investments in Associates		-	-	-	-	-	-
9.2.2 Non-financial Investments in Associates		-	-	-	-	-	-
X. SUBSIDIARIES (Net)	(I-h)	35.023	-	35.023	35.023	-	35.023
10.1 Unconsolidated Financial Subsidiaries		34.753	-	34.753	34.753	-	34.753
10.2 Unconsolidated Non-financial Subsidiaries		270	-	270	270	-	270
XI. JOINT VENTURES (Net)	(I-i)	-	-	-	-	-	-
11.1 Accounted Based on Equity Method		-	-	-	-	-	-
11.2 Unconsolidated		-	-	-	-	-	-
11.2.1 Financial Joint Ventures		-	-	-	-	-	-
11.2.2 Non-financial Joint Ventures		-	-	-	-	-	-
XII. FINANCIAL LEASE RECEIVABLES (Net)	(I-j)	-	-	-	-	-	-
12.1 Financial Lease Receivables		-	-	-	-	-	-
12.2 Operating Lease Receivables		-	-	-	-	-	-
12.3 Other		-	-	-	-	-	-
12.4 Unearned Income (-)		-	-	-	-	-	-
XIII. HEDGING DERIVATIVE FINANCIAL ASSETS	(I-k)	19.475	-	19.475	20.666	-	20.666
13.1 Fair Value Hedge		-	-	-	-	-	-
13.2 Cash Flow Hedge		19.475	-	19.475	20.666	-	20.666
13.3 Foreign Net Investment Hedge		-	-	-	-	-	-
XIV. PROPERTY AND EQUIPMENT (Net)	(I-l)	65.655	-	65.655	87.564	-	87.564
XV. INTANGIBLE ASSETS (Net)	(I-m)	25.594	-	25.594	33.775	-	33.775
15.1 Goodwill		-	-	-	-	-	-
15.2 Other		25.594	-	25.594	33.775	-	33.775
XVI. INVESTMENT PROPERTIES (Net)	(I-n)	-	-	-	-	-	-
XVII. TAX ASSET		-	-	-	23.527	-	23.527
17.1 Current Tax Asset		-	-	-	23.527	-	23.527
17.2 Deferred Tax Asset		-	-	-	-	-	-
XVIII. ASSETS HELD FOR SALE AND RELATED TO DISCONTINUED OPERATIONS (Net)	(I-p)	2.764	-	2.764	3.444	-	3.444
18.1 Held for sale Purposes		2.764	-	2.764	3.444	-	3.444
18.2 Related to Discontinued Operations		-	-	-	-	-	-
XIX. OTHER ASSETS	(I-r)	144.004	307.396	451.400	163.175	137.387	300.562
TOTAL ASSETS		15.398.114	14.071.504	29.469.618	19.763.142	11.884.251	31.647.393

The accompanying explanations and notes set out on pages 13 to 74 form an integral part of these financial statements.

**CONVENIENCE TRANSLATION OF PUBLICLY ANNOUNCED
UNCONSOLIDATED FINANCIAL STATEMENTS ORIGINALLY ISSUED IN
TURKISH, SEE IN NOTE 3.I**

**HSBC BANK A.Ş.
UNCONSOLIDATED BALANCE SHEET AS OF 30 SEPTEMBER 2016 AND 31 DECEMBER 2015
(STATEMENT OF FINANCIAL POSITION)**

(Unless otherwise stated amounts are expressed in thousands of Turkish Lira (“TL”).)

I. BALANCE SHEET	Note (Section Five II)	Current Period (30.09.2016)			Prior Period (31.12.2015)		
		TL	FC	Total	TL	FC	Total
		LIABILITIES					
I. DEPOSITS	(II-a)	9.681.768	8.797.424	18.479.192	8.824.217	10.232.142	19.056.359
1.1 Deposits of Bank's risk group	(VII)	91.567	8.879	100.446	94.815	3.851	98.666
1.2 Other		9.590.201	8.788.545	18.378.746	8.729.402	10.228.291	18.957.693
II. TRADING DERIVATIVE FINANCIAL LIABILITIES	(II-b)	123.187	272.435	395.622	99.919	257.249	357.168
III. FUNDS BORROWED	(II-d)	427.888	3.890.464	4.318.352	622.385	4.729.208	5.351.593
IV. MONEY MARKETS		674.715		674.715	790.709		790.709
4.1 Funds from Interbank Money Market		-	-	-	-	-	-
4.2 Funds from Istanbul Stock Exchange Money Market		-	-	-	-	-	-
4.3 Funds Provided Under Repurchase Agreements	(II-c)	674.715	-	674.715	790.709	-	790.709
V. MARKETABLE SECURITIES ISSUED (Net)							
5.1 Bills		-	-	-	-	-	-
5.2 Asset Backed Securities		-	-	-	-	-	-
5.3 Bonds		-	-	-	-	-	-
VI. FUNDS							
6.1 Borrower Funds		-	-	-	-	-	-
6.2 Other		-	-	-	-	-	-
VII. MISCELLANEOUS PAYABLES		340.655	3.481	344.136	403.667	251.552	655.219
VIII. OTHER LIABILITIES	(II-e)	277.368	95.736	373.104	391.624	80.156	471.780
IX. FACTORING PAYABLES							
X. FINANCIAL LEASE PAYABLES (Net)	(II-f)						
10.1 Financial Lease Payables		-	-	-	-	-	-
10.2 Operational Lease Payables		-	-	-	-	-	-
10.3 Other		-	-	-	-	-	-
10.4 Deferred Financial Lease Expenses (-)		-	-	-	-	-	-
XI. HEDGING DERIVATIVE FINANCIAL LIABILITIES	(II-g)	34.109		34.109	10.800		10.800
11.1 Fair Value Hedge		-	-	-	-	-	-
11.2 Cash Flow Hedge		34.109	-	34.109	10.800	-	10.800
11.3 Foreign Net Investment Hedge		-	-	-	-	-	-
XII. PROVISIONS	(II-h)	621.049	788	621.837	589.410	1.023	590.433
12.1 General Loan Loss Provisions		387.088	-	387.088	457.075	-	457.075
12.2 Restructuring Provisions		-	-	-	-	-	-
12.3 Reserve for Employee Rights		64.511	-	64.511	60.066	-	60.066
12.4 Insurance Technical Provisions (Net)		-	-	-	-	-	-
12.5 Other Provisions		169.450	788	170.238	72.269	1.023	73.292
XIII. TAX LIABILITY	(II-i)	43.182		43.182	52.717		52.717
13.1 Current Tax Liability		43.182	-	43.182	52.717	-	52.717
13.2 Deferred Tax Liability		-	-	-	-	-	-
XIV. LIABILITIES FOR PROPERTY AND EQUIPMENT HELD FOR SALE AND RELATED TO DISCONTINUED OPERATIONS (Net)	(II-j)						
14.1 Held for Sale Purpose		-	-	-	-	-	-
14.2 Related to Discontinued Operations		-	-	-	-	-	-
XV. SUBORDINATED LOANS	(II-k)		1.695.661	1.695.661		1.651.009	1.651.009
XVI. SHAREHOLDERS' EQUITY	(II-l)	2.489.708		2.489.708	2.639.278	20.328	2.659.606
16.1 Paid-in Capital		652.290	-	652.290	652.290	-	652.290
16.2 Capital Reserves		292.516	-	292.516	275.942	20.328	296.270
16.2.1 Share Premium		-	-	-	-	-	-
16.2.2 Share Cancellation Profits		-	-	-	-	-	-
16.2.3 Marketable Securities Valuation Differences		22.295	-	22.295	(4.190)	20.328	16.138
16.2.4 Property and Equipment Revaluation Differences		-	-	-	-	-	-
16.2.5 Intangible Assets Revaluation Differences		-	-	-	-	-	-
16.2.6 Revaluation Differences of Investment Property		-	-	-	-	-	-
16.2.7 Bonus Shares from Investments in Associates, Subsidiaries and Joint Ventures (Business Partners)		-	-	-	-	-	-
16.2.8 Hedging Funds (Effective Portion)		(2.472)	-	(2.472)	7.439	-	7.439
16.2.9 Value Increase in Property and Equipment Held for Sale and Related to Discontinued Operations		-	-	-	-	-	-
16.2.10 Other Capital Reserves		272.693	-	272.693	272.693	-	272.693
16.3 Profit Reserves		1.706.910	-	1.706.910	2.042.502	-	2.042.502
16.3.1 Legal Reserves		183.104	-	183.104	181.738	-	181.738
16.3.2 Status Reserves		-	-	-	-	-	-
16.3.3 Extraordinary Reserves		1.548.672	-	1.548.672	1.881.494	-	1.881.494
16.3.4 Other Profit Reserves		(24.866)	-	(24.866)	(20.730)	-	(20.730)
16.4 Profit or Loss		(162.008)	-	(162.008)	(331.456)	-	(331.456)
16.4.1 Prior Years' Profit/(Loss)		-	-	-	-	-	-
16.4.2 Current Year Profit/(Loss)		(162.008)	-	(162.008)	(331.456)	-	(331.456)
TOTAL LIABILITIES AND SHAREHOLDERS' EQUITY		14.713.629	14.755.989	29.469.618	14.424.726	17.222.667	31.647.393

The accompanying explanations and notes set out on pages 13 to 74 form an integral part of these financial statements.

**CONVENIENCE TRANSLATION OF PUBLICLY ANNOUNCED
UNCONSOLIDATED FINANCIAL STATEMENTS ORIGINALLY ISSUED IN
TURKISH, SEE IN NOTE 3.I**

**HSBC BANK A.Ş.
UNCONSOLIDATED STATEMENT OF OFF-BALANCE SHEET COMMITMENTS
AS OF 30 SEPTEMBER 2016 AND 31 DECEMBER 2015
(Unless otherwise stated amounts are expressed in thousands of Turkish Lira (“TL”).)**

II. OFF-BALANCE SHEET COMMITMENTS	Note (Section Five III)	Current Period (30.09.2016)			Prior Period (31.12.2015)		
		TL	FC	Total	TL	FC	Total
		A. OFF BALANCE SHEET COMMITMENTS AND CONTINGENCIES (I-II+III)		32.226.125	69.969.786	102.195.911	34.785.646
I. GUARANTEES AND WARRANTIES	(III-a-2,3)	854.140	1.380.499	2.234.639	807.860	2.266.425	3.074.285
I.1 Letters of Guarantee		854.050	815.555	1.669.605	807.860	860.511	1.668.371
I.1.1 Guarantees Subject to State Tender Law		-	-	-	-	-	-
I.1.2 Guarantees Given for Foreign Trade Operations		11.751	2.231	13.982	14.026	3.536	17.562
I.1.3 Other Letters of Guarantee		842.299	813.324	1.655.623	793.834	856.975	1.650.809
I.2 Bank Acceptances		-	127.076	127.076	-	470.727	470.727
I.2.1 Import Letter of Acceptance		-	127.076	127.076	-	470.727	470.727
I.2.2 Other Bank Acceptances		-	-	-	-	-	-
I.3 Letters of Credit		-	167.497	167.497	-	595.235	595.235
I.3.1 Documentary Letters of Credit		-	117.893	117.893	-	212.429	212.429
I.3.2 Other Letters of Credit		-	49.604	49.604	-	382.806	382.806
I.4 Prefinancing Given as Guarantee		-	-	-	-	-	-
I.5 Endorsements		-	-	-	-	-	-
I.5.1 Endorsements to the Central Bank of the Republic of Turkey		-	-	-	-	-	-
I.5.2 Other Endorsements		-	-	-	-	-	-
I.6 Securities Issue Purchase Guarantees		-	-	-	-	-	-
I.7 Factoring Guarantees		-	-	-	-	-	-
I.8 Other Guarantees		90	270.371	270.461	-	339.952	339.952
I.9 Other Collaterals		-	-	-	-	-	-
II. COMMITMENTS	(III-a-1)	8.939.273	11.208.093	20.147.366	15.173.412	16.264.504	31.437.916
II.1 Irrevocable Commitments		8.939.273	11.208.093	20.147.366	15.173.412	16.264.504	31.437.916
II.1.1 Asset Purchase and Sale Commitments		2.075.512	10.312.219	12.387.731	7.758.398	16.264.199	24.022.597
II.1.2 Forward Deposit Purchase and Sales Commitments		-	754.067	754.067	-	-	-
II.1.3 Share Capital Commitments to Associates and Subsidiaries		-	-	-	-	-	-
II.1.4 Loan Granting Commitments		423.467	-	423.467	501.356	-	501.356
II.1.5 Securities Issue Brokerage Commitments		-	-	-	-	-	-
II.1.6 Commitments for Reserve Deposit Requirements		-	-	-	-	-	-
II.1.7 Commitments for Cheque Payments		513.692	-	513.692	545.564	-	545.564
II.1.8 Tax and Fund Liabilities from Export Commitments		5.510	-	5.510	5.330	-	5.330
II.1.9 Commitments for Credit Card Limits		4.930.860	-	4.930.860	5.373.983	-	5.373.983
II.1.10 Commitments for Credit Cards and Banking Services Promotions		18.845	-	18.845	20.325	-	20.325
II.1.11 Receivables From Short Sale Commitments of Marketable Securities		86.481	70.772	157.253	-	25	25
II.1.12 Payables for Short Sale Commitments of Marketable Securities		86.481	70.772	157.253	-	25	25
II.1.13 Other Irrevocable Commitments		798.425	263	798.688	968.456	255	968.711
II.2 Revocable Commitments		-	-	-	-	-	-
II.2.1 Revocable Loan Granting Commitments		-	-	-	-	-	-
II.2.2 Other Revocable Commitments		-	-	-	-	-	-
III. DERIVATIVE FINANCIAL INSTRUMENTS	(III-b)	22.432.712	57.381.194	79.813.906	18.804.374	51.105.092	69.909.466
III.1 Hedging Derivative Financial Instruments		492.545	525.368	1.017.913	492.545	510.825	1.003.370
III.1.1 Transactions for Fair Value Hedge		-	-	-	-	-	-
III.1.2 Transactions for Cash Flow Hedge		492.545	525.368	1.017.913	492.545	510.825	1.003.370
III.1.3 Transactions for Foreign Net Investment Hedge		-	-	-	-	-	-
III.2 Trading Transactions		21.940.167	56.855.826	78.795.993	18.311.829	50.594.267	68.906.096
III.2.1 Forward Foreign Currency Buy/Sell Transactions		3.330.438	4.940.919	8.271.357	3.346.109	6.652.396	9.998.505
III.2.1.1 Forward Foreign Currency Transactions-Buy		2.304.633	1.830.896	4.135.529	1.914.888	3.074.738	4.989.626
III.2.1.2 Forward Foreign Currency Transactions-Sell		1.025.805	3.110.023	4.135.828	1.431.221	3.577.658	5.008.879
III.2.2 Swap Transactions Related to Foreign Currency and Interest Rates		14.163.590	45.109.813	59.273.403	10.938.979	38.273.022	49.212.001
III.2.2.1 Foreign Currency Swap-Buy		6.808.990	13.777.565	20.586.555	4.060.773	11.162.324	15.223.097
III.2.2.2 Foreign Currency Swap-Sell		7.354.600	13.095.022	20.449.622	6.878.206	7.752.896	14.631.102
III.2.2.3 Interest Rate Swap-Buy		-	9.118.613	9.118.613	-	9.678.901	9.678.901
III.2.2.4 Interest Rate Swap-Sell		-	9.118.613	9.118.613	-	9.678.901	9.678.901
III.2.3 Foreign Currency, Interest rate and Securities Options		4.446.139	6.735.512	11.181.651	4.026.741	5.361.504	9.388.245
III.2.3.1 Foreign Currency Options-Buy		2.221.208	3.369.655	5.590.863	2.006.761	2.687.318	4.694.079
III.2.3.2 Foreign Currency Options-Sell		2.224.931	3.365.857	5.590.788	2.019.980	2.674.186	4.694.166
III.2.3.3 Interest Rate Options-Buy		-	-	-	-	-	-
III.2.3.4 Interest Rate Options-Sell		-	-	-	-	-	-
III.2.3.5 Securities Options-Buy		-	-	-	-	-	-
III.2.3.6 Securities Options-Sell		-	-	-	-	-	-
III.2.4 Foreign Currency Futures		-	-	-	-	-	-
III.2.4.1 Foreign Currency Futures-Buy		-	-	-	-	-	-
III.2.4.2 Foreign Currency Futures-Sell		-	-	-	-	-	-
III.2.5 Interest Rate Futures		-	-	-	-	-	-
III.2.5.1 Interest Rate Futures-Buy		-	-	-	-	-	-
III.2.5.2 Interest Rate Futures-Sell		-	-	-	-	-	-
III.2.6 Other		-	69.582	69.582	-	307.345	307.345
B. CUSTODY AND PLEDGES RECEIVED (IV+V+VI)		36.803.065	73.368.369	110.171.434	39.666.722	85.598.781	125.265.503
IV. ITEMS HELD IN CUSTODY		10.444.966	1.387.497	11.832.463	10.039.124	1.548.317	11.587.441
IV.1 Customer Fund and Portfolio Balances		1.320.624	-	1.320.624	1.221.087	-	1.221.087
IV.2 Investment Securities Held in Custody		6.729.455	1.212.431	7.941.886	5.312.135	1.215.692	6.527.827
IV.3 Checks Received for Collection		1.125.267	87.637	1.212.904	2.187.204	249.317	2.436.521
IV.4 Commercial Notes Received for Collection		137.625	-	137.625	128.629	-	128.629
IV.5 Other Assets Received for Collection		-	8.281	8.281	-	8.462	8.462
IV.6 Assets Received for Public Offering		-	-	-	-	-	-
IV.7 Other Items Under Custody		1.131.995	79.148	1.211.143	1.190.069	74.846	1.264.915
IV.8 Custodians		-	-	-	-	-	-
V. PLEDGES RECEIVED		14.080.268	13.521.125	27.601.393	12.179.624	14.162.474	26.342.098
V.1 Marketable Securities		786.178	2.572	788.750	903.674	16.840	920.514
V.2 Guarantee Notes		392.144	1.276.325	1.668.469	623.088	1.948.806	2.571.894
V.3 Commodity		240	6.592	6.832	240	6.410	6.650
V.4 Warranty		-	-	-	-	-	-
V.5 Immovable Properties		6.749.626	2.916.828	9.666.454	8.324.255	2.670.818	10.995.073
V.6 Other Pledged Items		6.152.080	9.318.808	15.470.888	2.328.367	9.519.600	11.847.967
V.7 Pledged Items-Depository		-	-	-	-	-	-
VI. ACCEPTED INDEPENDENT GUARANTEES AND WARRANTIES		12.277.831	58.459.747	70.737.578	17.447.974	69.887.990	87.335.964
TOTAL OFF BALANCE SHEET COMMITMENTS (A+B)		69.029.190	143.338.155	212.367.345	74.452.368	155.234.802	229.687.170

The accompanying explanations and notes set out on pages 13 to 74 form an integral part of these financial statements.

**CONVENIENCE TRANSLATION OF PUBLICLY ANNOUNCED
UNCONSOLIDATED FINANCIAL STATEMENTS ORIGINALLY ISSUED
IN TURKISH, SEE IN NOTE 3.I**

**HSBC BANK A.Ş.
UNCONSOLIDATED STATEMENT OF INCOME FOR THE PERIOD ENDED
30 SEPTEMBER 2016 AND 2015**

(Unless otherwise stated amounts are expressed in thousands of Turkish Lira (“TL”).)

III. STATEMENT OF INCOME					
INCOME AND EXPENSE ITEMS	Note (Section Five IV)	Current Period (01.01.2016 – 30.09.2016)	Prior Period (01.01.2015 – 30.09.2015)	Current Period (01.07.2016 - 30.09.2016)	Prior Period (01.07.2015 - 30.09.2015)
I. INTEREST INCOME	(IV-a)	1.557.672	1.851.690	492.833	576.756
1.1 Interest Income on Loans	(IV-a-1)	1.399.870	1.457.121	439.879	503.878
1.2 Interest Received from Reserve Requirements		10.610	5.453	3.080	2.417
1.3 Interest Received from Banks	(IV-a-2)	8.304	90.450	2.929	19.811
1.4 Interest Received from Money Market Transactions		14.468	196.396	10.165	12.395
1.5 Interest Received from Marketable Securities Portfolio	(IV-a-3)	121.049	94.131	35.536	35.764
1.5.1 Trading Financial Assets		53.144	67.336	11.196	28.455
1.5.2 Financial Assets at Fair Value through Profit/Loss		-	-	-	-
1.5.3 Available-for-sale Financial Assets		67.905	26.795	24.340	7.309
1.5.4 Held to Maturity Investments		-	-	-	-
1.6 Financial Lease Income		-	-	-	-
1.7 Other Interest Income		3.371	8.139	1.244	2.491
II. INTEREST EXPENSE	(IV-b)	827.044	971.444	242.822	320.771
2.1 Interest Expense on Deposits	(IV-b-4)	587.129	702.742	167.711	236.766
2.2 Interest Expense on Funds Borrowed	(IV-b-1)	184.163	205.636	57.007	61.216
2.3 Interest Expense on Money Market Transaction		41.186	47.843	13.401	18.008
2.4 Interest on Securities Issued	(IV-b-3)	-	-	-	-
2.5 Other Interest Expense		14.566	15.223	4.703	4.781
III. NET INTEREST INCOME/EXPENSE (I + II)		730.628	880.246	250.011	255.985
IV. NET FEES AND COMMISSIONS INCOME/EXPENSE		286.787	367.128	89.485	118.211
4.1 Fees and Commissions Received		318.028	401.301	99.922	130.370
4.1.1 Non-cash Loans		16.015	11.377	5.901	3.826
4.1.2 Other		302.013	389.924	94.021	126.544
4.2 Fees and Commissions Paid		31.241	34.173	10.437	12.159
4.2.1 Non-cash Loans		483	419	145	142
4.2.2 Other		30.758	33.754	10.292	12.017
V. DIVIDEND INCOME	(IV-c)	19.869	19.013	-	2.289
VI. TRADING INCOME/(LOSS) (Net)	(IV-d)	40.794	(3.090)	(25.221)	22.222
6.1 Trading Gains/(Losses) on Securities		34.621	(18.414)	(5.741)	(12.402)
6.2 Derivative Financial Transactions Gains/(Losses)		19.119	763.098	58.971	88.550
6.3 Foreign Exchange Gains/(Losses)		(12.946)	(747.774)	(78.451)	(53.926)
VII. OTHER OPERATING INCOME	(IV-e)	247.802	173.460	60.174	74.087
VIII. TOTAL OPERATING INCOME/LOSS (III+IV+V+VI+VII)		1.325.880	1.436.757	374.449	472.794
IX. PROVISION FOR LOAN LOSSES AND OTHER RECEIVABLES (-)	(IV-f)	537.432	543.705	221.101	178.501
X. OTHER OPERATING EXPENSES (-)	(IV-g)	945.302	1.068.051	285.896	406.152
XI. NET OPERATING INCOME/(LOSS) (VIII-IX-X)		(156.854)	(174.999)	(132.548)	(111.859)
XII. EXCESS AMOUNT RECORDED AS INCOME AFTER MERGER		-	-	-	-
XIII. INCOME/(LOSS) FROM INVESTMENTS IN SUBSIDIARIES CONSOLIDATED BASED ON EQUITY METHOD		-	-	-	-
XIV. INCOME/(LOSS) ON NET MONETARY POSITION		-	-	-	-
XV. INCOME/(LOSS) BEFORE TAXES FROM CONTINUING OPERATIONS (XI+XII+XIII+XIV)		(156.854)	(174.999)	(132.548)	(111.859)
XVI. PROVISION FOR TAXES ON INCOME FROM CONTINUING OPERATIONS (±)	(IV-h)	(5.154)	(51.280)	(1.046)	(58.826)
16.1 Current Tax Provision	(IV-i)	(1.643)	(5.663)	(446)	(1.661)
16.2 Deferred Tax Provision		(3.511)	(45.617)	(600)	(57.165)
XVII. NET PROFIT/(LOSS) FROM CONTINUING OPERATIONS (XV±XVI)	(IV-j)	(162.008)	(226.279)	(133.594)	(170.685)
XVIII. INCOME FROM DISCONTINUED OPERATIONS		-	-	-	-
18.1 Income from Non-current Assets Held for Resale		-	-	-	-
18.2 Profit from Sales of Associates, Subsidiaries and Joint Ventures (business partners)		-	-	-	-
18.3 Other Income From Discontinued Operations		-	-	-	-
XIX. EXPENSES FROM DISCONTINUED OPERATIONS (-)		-	-	-	-
19.1 Expenses for Non-current Assets Held for Resale		-	-	-	-
19.2 Loss from Sales of Associates, Subsidiaries and Joint Ventures (business partners)		-	-	-	-
19.3 Other Expenses From Discontinued Operations		-	-	-	-
XX. PROFIT/(LOSS) BEFORE TAXES FROM DISCONTINUED OPERATIONS (XVIII-XIX)		-	-	-	-
XXI. PROVISION FOR INCOME TAXES FROM DISCONTINUED OPERATIONS (±)		-	-	-	-
21.1 Current tax provision		-	-	-	-
21.2 Deferred tax provision		-	-	-	-
XXII. NET PROFIT/(LOSS) FROM DISCONTINUED OPERATIONS (XX±XXI)		-	-	-	-
XXIII. NET PROFIT/(LOSS) (XVII+XXII)	(IV-k)	(162.008)	(226.279)	(133.594)	(170.685)
Earnings/Loss per Share (The amounts are expressed in full TL)		(0,00248)	(0,00347)	(0,00205)	(0,00262)

The accompanying explanations and notes set out on pages 13 to 74 form an integral part of these financial statements.

**CONVENIENCE TRANSLATION OF PUBLICLY ANNOUNCED
UNCONSOLIDATED FINANCIAL STATEMENTS ORIGINALLY ISSUED
IN TURKISH, SEE IN NOTE 3.I**

HSBC BANK A.Ş.

UNCONSOLIDATED STATEMENT OF PROFIT AND LOSS ITEMS RECOGNISED UNDER SHAREHOLDERS' EQUITY FOR THE PERIODS ENDED 30 SEPTEMBER 2016 AND 2015

(Unless otherwise stated amounts are expressed in thousands of Turkish Lira ("TL".))

IV. STATEMENT OF PROFIT AND LOSS ITEMS RECOGNISED UNDER SHAREHOLDERS' EQUITY		
PROFIT AND LOSS ITEMS RECOGNISED UNDER SHAREHOLDERS' EQUITY	Current Period (30.09.2016)	Prior Period (30.09.2015)
I. ADDITIONS TO THE MARKETABLE VALUATION DIFFERENCES FROM THE AVAILABLE FOR SALE FINANCIAL ASSETS	7.696	(12.754)
II. PROPERTY AND EQUIPMENT REVALUATION DIFFERENCES	-	-
III. INTANGIBLE ASSETS REVALUATION DIFFERENCES	-	-
IV. CURRENCY TRANSLATION DIFFERENCES FOR FOREIGN CURRENCY TRANSACTIONS	-	-
V. PROFIT OR LOSS ON CASH FLOW HEDGE DERIVATIVE FINANCIAL ASSETS (Effective Part of Fair Value Differences)	(12.389)	10.688
VI. PROFIT/LOSS FROM FOREIGN INVESTMENT HEDGE DERIVATIVE FINANCIAL ASSETS Effective Part of Fair Value Changes)	-	-
VII. THE EFFECT OF CHANGES IN ACCOUNTING POLICY AND ADJUSTMENT OF ERRORS	-	-
VIII. OTHER INCOME AND EXPENSE ITEMS ACCOUNTED UNDER SHAREHOLDERS' EQUITY ACCORDING TO TAS	(5.170)	(2.355)
IX. DEFERRED TAX RELATED TO VALUATION DIFFERENCES	1.973	-
X. NET PROFIT OR LOSS ACCOUNTED DIRECTLY UNDER SHAREHOLDERS' EQUITY (I+II+...+IX)	(7.890)	(4.421)
XI. CURRENT YEAR PROFIT/LOSS	(162.008)	(226.279)
11.1 Net change in Fair Value of Marketable Securities (Transfer to Profit-Loss)	35.826	(145)
11.2 Reclassification of Cash Flow Hedge Transactions and Presentation of the Related Under Income Statement	(182)	(318)
11.3 Reclassification of Foreign Net Investment Hedge Transactions and Presentation of the Related Part Under Income Statement	-	-
11.4 Other	(197.652)	(225.816)
XII. TOTAL PROFIT/LOSS RELATED TO THE CURRENT PERIOD (X±XI)	(169.898)	(230.700)

The accompanying explanations and notes set out on pages 13 to 74 form an integral part of these financial statements.

**CONVENIENCE TRANSLATION OF PUBLICLY ANNOUNCED
UNCONSOLIDATED FINANCIAL STATEMENTS ORIGINALLY ISSUED IN
TURKISH, SEE IN NOTE 3.I**

HSBC BANK A.Ş.

UNCONSOLIDATED STATEMENT OF CHANGES IN SHAREHOLDERS' EQUITY FOR THE PERIOD ENDED 30 SEPTEMBER 2015

(Unless otherwise stated amounts are expressed in thousands of Turkish Lira ("TL").)

V. STATEMENT OF CHANGES IN SHAREHOLDERS' EQUITY																		
30 September 2015	Note (Section Five)	Paid-in Capital	Adjustment to Paid-in Capital	Share Premium	Share Cancell. Profits	Legal Reserves	Statutory Reserves	Extraordinary Reserves	Other Reserves	Current Period Net Profit/(Loss)	Prior Period Net Profit/(Loss)	Marketable Sec. Valuation Differences	Rev. Diff. in Tangible and Intang. Assets	Bonus Shares from Investments	Hedging Funds	Rev. Diff. in Tangible Held for Sale/Disc. Operat.	Total Equity	
I. Balances at the Beginning of the Period		652.290	-	-	-	179.957	-	1.939.200	271.553	(55.925)	-	7.336	-	-	(642)	-	2.993.769	
II. Corrections According to TAS 8		-	-	-	-	-	-	-	-	-	-	-	-	-	-	-	-	
2.1 Correction of Errors		-	-	-	-	-	-	-	-	-	-	-	-	-	-	-	-	
2.2 Effects of the Changes in Accounting Policies		-	-	-	-	-	-	-	-	-	-	-	-	-	-	-	-	
III. Adjusted Balance (I+II)		652.290	-	-	-	179.957	-	1.939.200	271.553	(55.925)	-	7.336	-	-	(642)	-	2.993.769	
Changes in the Period																		
IV. Increase/Decrease due to the Merger		-	-	-	-	-	-	-	-	-	-	-	-	-	-	-	-	
V. Marketable Securities Valuation Differences		-	-	-	-	-	-	-	-	-	-	(12.754)	-	-	-	-	(12.754)	
VI. Hedging Transactions Funds (Effective Parts)		-	-	-	-	-	-	-	-	-	-	-	-	10.688	-	-	10.688	
6.1 Cash Flow Hedge		-	-	-	-	-	-	-	-	-	-	-	-	10.688	-	-	10.688	
6.2 Foreign Investment Hedge		-	-	-	-	-	-	-	-	-	-	-	-	-	-	-	-	
VII. Property and Equipment Revaluation Differences		-	-	-	-	-	-	-	-	-	-	-	-	-	-	-	-	
VIII. Intangible Fixed Assets Revaluation Differences		-	-	-	-	-	-	-	-	-	-	-	-	-	-	-	-	
IX. Bonus Shares from Investments in Associates, Subsidiaries and Joint Ventures		-	-	-	-	-	-	-	-	-	-	-	-	-	-	-	-	
X. Foreign Exchange Differences		-	-	-	-	-	-	-	-	-	-	-	-	-	-	-	-	
XI. Changes due to the Disposal of Assets		-	-	-	-	-	-	-	-	-	-	-	-	-	-	-	-	
XII. Changes due to the Reclassification of Assets		-	-	-	-	-	-	-	-	-	-	-	-	-	-	-	-	
XIII. Effect of the Changes in Investment in Associates' Equity to the Bank's Equity		-	-	-	-	-	-	-	-	-	-	-	-	-	-	-	-	
XIV. Capital Increase		-	-	-	-	-	-	-	-	-	-	-	-	-	-	-	-	
14.1 Cash Increase		-	-	-	-	-	-	-	-	-	-	-	-	-	-	-	-	
14.2 Internal Resources		-	-	-	-	-	-	-	-	-	-	-	-	-	-	-	-	
XV. Share Premium		-	-	-	-	-	-	-	-	-	-	-	-	-	-	-	-	
XVI. Share Cancellation Profits		-	-	-	-	-	-	-	-	-	-	-	-	-	-	-	-	
XVII. Paid in-Capital Adjustment Difference		-	-	-	-	-	-	-	-	-	-	-	-	-	-	-	-	
XVIII. Other		-	-	-	-	-	-	-	(2.355)	-	-	-	-	-	-	-	(2.355)	
XIX. Current Year Income or Loss		-	-	-	-	-	-	-	-	(226.279)	-	-	-	-	-	-	(226.279)	
XX. Profit Distribution		-	-	-	-	1.781	-	(57.706)	-	55.925	-	-	-	-	-	-	-	
20.1 Dividends Paid		-	-	-	-	-	-	-	-	-	-	-	-	-	-	-	-	
20.2 Transfers to Reserves		-	-	-	-	1.781	-	(57.706)	-	55.925	-	-	-	-	-	-	-	
20.3 Other		-	-	-	-	-	-	-	-	-	-	-	-	-	-	-	-	
Balance at the end of the period (III+IV+V+.....+XVIII+XIX+XX)		652.290	-	-	-	181.738	-	1.881.494	269.198	(226.279)	-	(5.418)	-	-	10.046	-	2.763.069	

The accompanying explanations and notes set out on pages 13 to 74 form an integral part of these financial statements.

**CONVENIENCE TRANSLATION OF PUBLICLY ANNOUNCED
UNCONSOLIDATED FINANCIAL STATEMENTS ORIGINALLY ISSUED
IN TURKISH, SEE IN NOTE 3.I**

HSBC BANK A.Ş.

UNCONSOLIDATED STATEMENT OF CHANGES IN SHAREHOLDERS' EQUITY FOR THE PERIOD ENDED 30 SEPTEMBER 2016

(Unless otherwise stated amounts are expressed in thousands of Turkish Lira ("TL").)

V. STATEMENT OF CHANGES IN SHAREHOLDERS' EQUITY																			
30 September 2016		Note (Section Five)	Paid-in Capital	Adjustment to Paid-in Capital	Share Premium	Share Cancl. Profits	Legal Reserves	Statutory Reserves	Extraordinary Reserves	Other Reserves	Current Period Net Profit/(Loss)	Prior Period Net Profit/(Loss)	Marketable Sec. Valuation Differences	Rev. Diff. in Tangible and Intang. Assets	Bonus Shares from Investments	Hedging Funds	Rev. Diff. in Tangible Held for Sale/Disc. Operat.	Total Equity	
I.	Balances at the Beginning of the Period		652.290	-	-	-	181.738	-	1.881.494	251.963	(331.456)	-	16.138	-	-	7.439	-	2.659.606	
II.	Changes in the Period		-	-	-	-	-	-	-	-	-	-	-	-	-	-	-	-	
III.	Increase/Decrease due to the Merger		-	-	-	-	-	-	-	-	-	-	-	-	-	-	-	-	
IV.	Marketable Securities Valuation Differences		-	-	-	-	-	-	-	-	-	-	6.157	-	-	-	-	6.157	
IV.	Hedging Transactions Funds (Effective Parts)		-	-	-	-	-	-	-	-	-	-	-	-	-	(9.911)	-	(9.911)	
4.1	Cash Flow Hedge		-	-	-	-	-	-	-	-	-	-	-	-	-	(9.911)	-	(9.911)	
4.2	Foreign Investment Hedge		-	-	-	-	-	-	-	-	-	-	-	-	-	-	-	-	
V.	Valuation Differences due to Revaluation of Property and Equipment		-	-	-	-	-	-	-	-	-	-	-	-	-	-	-	-	
VI.	Valuation Differences due to Revaluation of Intangible Assets		-	-	-	-	-	-	-	-	-	-	-	-	-	-	-	-	
	Bonus Shares from Investments in Associates, Subsidiaries and Joint Ventures		-	-	-	-	-	-	-	-	-	-	-	-	-	-	-	-	
VII.	Foreign Exchange Differences		-	-	-	-	-	-	-	-	-	-	-	-	-	-	-	-	
VIII.	Changes due to the Disposal of Assets		-	-	-	-	-	-	-	-	-	-	-	-	-	-	-	-	
IX.	Changes due to the Reclassification of Assets		-	-	-	-	-	-	-	-	-	-	-	-	-	-	-	-	
X.	Effect of the Changes in Investment in Associates' Equity to the Bank's Equity		-	-	-	-	-	-	-	-	-	-	-	-	-	-	-	-	
XI.	Capital Increase		-	-	-	-	-	-	-	-	-	-	-	-	-	-	-	-	
12.1	Cash Increase		-	-	-	-	-	-	-	-	-	-	-	-	-	-	-	-	
12.2	Internal Resources		-	-	-	-	-	-	-	-	-	-	-	-	-	-	-	-	
XIII.	Share Premium		-	-	-	-	-	-	-	-	-	-	-	-	-	-	-	-	
XIV.	Share Cancellation Profits		-	-	-	-	-	-	-	-	-	-	-	-	-	-	-	-	
XV.	Paid in-Capital Adjustment Difference		-	-	-	-	-	-	-	-	-	-	-	-	-	-	-	-	
XVI.	Other		-	-	-	-	-	-	-	(4.136)	-	-	-	-	-	-	-	(4.136)	
XVII.	Current Year Income or Loss		-	-	-	-	-	-	-	-	(162.008)	-	-	-	-	-	-	(162.008)	
XVIII.	Profit Distribution		-	-	-	-	1.366	-	(332.822)	-	331.456	-	-	-	-	-	-	-	
18.1	Dividends Paid		-	-	-	-	-	-	-	-	-	-	-	-	-	-	-	-	
18.2	Transfers to Reserves		-	-	-	-	1.366	-	(332.822)	-	331.456	-	-	-	-	-	-	-	
18.3	Other		-	-	-	-	-	-	-	-	-	-	-	-	-	-	-	-	
	Balances at the end of the period (I+II+III+IV+V....+XVIII)		652.290	-	-	-	183.104	-	1.548.672	247.827	(162.008)	-	22.295	-	-	(2.472)	-	2.489.708	

The accompanying explanations and notes set out on pages 13 to 74 form an integral part of these financial statements.

**CONVENIENCE TRANSLATION OF PUBLICLY ANNOUNCED
UNCONSOLIDATED FINANCIAL STATEMENTS ORIGINALLY ISSUED
IN TURKISH, SEE NOTE 3.I**

**HSBC BANK A.Ş.
UNCONSOLIDATED STATEMENT OF CASH FLOW FOR THE PERIOD ENDED
30 SEPTEMBER 2016 AND 2015**

(Unless otherwise stated amounts are expressed in thousands of Turkish Lira (“TL”).)

VI. STATEMENT OF CASH FLOW			
	Note (Section Five VI)	Current Period (30.09.2016)	Prior Period (30.09.2015)
A. CASH FLOWS FROM BANKING OPERATIONS			
1.1 Operating Profit Before Changes in Operating Assets and Liabilities		701.746	52.755
1.1.1 Interest Received		1.641.767	1.557.607
1.1.2 Interest Paid		(841.150)	(901.669)
1.1.3 Dividend Received		19.869	19.013
1.1.4 Fees and Commissions Received		320.541	398.282
1.1.5 Other Income		247.802	173.460
1.1.6 Collections From Previously Written-Off Loans and Other Receivables		187.714	165.655
1.1.7 Payments to Personnel and Service Suppliers		(422.833)	(423.520)
1.1.8 Taxes Paid		(1.937)	(35.786)
1.1.9 Other		(450.027)	(900.287)
1.2 Changes in Operating Assets and Liabilities		2.417.006	(5.792.690)
1.2.1 Net (Increase)/Decrease in Trading Securities		(4.137)	(1.047.616)
1.2.2 Net (Increase)/Decrease in Fair Value Through Profit/Loss Financial Assets		-	-
1.2.3 Net (Increase)/Decrease in Banks		(5)	(7)
1.2.4 Net (Increase)/Decrease in Loans		4.163.848	(3.040.444)
1.2.5 Net (Increase)/Decrease in Other Assets		374.709	(565.148)
1.2.6 Net Increase/(Decrease) in Bank Deposits		3.030.012	(177.149)
1.2.7 Net Increase/(Decrease) in Other Deposits		(3.595.198)	1.015.123
1.2.8 Net Increase/(Decrease) in Funds Borrowed		(986.820)	(2.371.673)
1.2.9 Net Increase/(Decrease) in Matured Payables		-	-
1.2.10 Net Increase/(Decrease) in Other Liabilities		(565.403)	394.224
I. Net Cash Provided From Banking Operations		3.118.752	(5.739.935)
B. CASH FLOWS FROM INVESTING ACTIVITIES			
II. Net Cash Provided From Investing Activities		(787.306)	271.953
2.1 Cash Paid for Acquisition of Investments, Associates and Subsidiaries (Business Partnerships)		-	-
2.2 Cash Obtained From Disposal of Investments, Associates And Subsidiaries (Business Partnerships)		-	-
2.3 Purchases of Property And Equipment		(4.529)	(14.317)
2.4 Disposals of Property And Equipment		6.593	25.655
2.5 Cash Paid for Purchase of Investments Available-for-Sale		(1.452.601)	(105.314)
2.6 Cash Obtained From Sale of Investments Available-for -Sale		670.196	397.271
2.7 Cash Paid for Purchase of Investment Securities		-	-
2.8 Cash Obtained From Sale of Investment Securities		-	-
2.9 Other		(6.965)	(31.342)
C. CASH FLOWS FROM FINANCING ACTIVITIES			
III. Net Cash Provided From Financing Activities		-	-
3.1 Cash Obtained From Funds Borrowed and Securities Issued		-	-
3.2 Cash Used for Repayment of Funds Borrowed and Securities Issued		-	-
3.3 Issued Capital Instruments		-	-
3.4 Dividends Paid		-	-
3.5 Payments for Finance Leases		-	-
3.6 Other		-	-
IV. Effect of Change in Foreign Exchange Rate on Cash and Cash Equivalents		2.240	(5.185)
V. Net (Decrease)/Increase in Cash and Cash Equivalents (I+II+III+IV)		2.333.686	(5.473.167)
VI. Cash and Cash Equivalents at Beginning of the Period		4.939.401	9.710.715
VII. Cash and Cash Equivalents at End of the Period		7.273.087	4.237.548

The accompanying explanations and notes set out on pages 13 to 74 form an integral part of these financial statements.

**CONVENIENCE TRANSLATION OF PUBLICLY ANNOUNCED
UNCONSOLIDATED FINANCIAL STATEMENTS ORIGINALLY ISSUED
IN TURKISH, SEE NOTE 3.I**

HSBC BANK A.Ş.

NOTES RELATED TO UNCONSOLIDATED FINANCIAL STATEMENTS AT 30 SEPTEMBER 2016

(Unless otherwise stated amounts are expressed in thousands of Turkish Lira (“TL”).)

SECTION THREE

EXPLANATIONS ON ACCOUNTING POLICIES

I. EXPLANATIONS ON BASIS OF PRESENTATION

a. The preparation of the financial statements and related notes and explanations in accordance with the Turkish Accounting Standards and Regulation on the Principles and Procedures Regarding Banks’ Accounting Application and Keeping Documents:

The unconsolidated financial statements are prepared within the scope of the “Regulation on Accounting Applications for Banks and Safeguarding of Documents” related with Banking Act numbered 5411 published in the Official Gazette no.26333 dated 1 November 2006 and other regulations related to reporting principles on accounting records of Banks published by Banking Regulation and Supervision Agency and circulars and interpretations published by Banking Regulation and Supervision Authority (together referred as BRSA Accounting and Reporting Legislation) and in case where a specific regulation is not made by BRSA, Turkish Financial Reporting Standards (“TFRS”) and related appendices and interpretations (referred as “Turkish Accounting Standards” or “TAS”) put into effect by Public Oversight Accounting and Auditing Standards Authority (“POA”) (all referred as “Reporting Standards”). The format and content of the publicly announced unconsolidated financial statements and notes to these statements have been prepared in accordance with the “Communiqué on Publicly Announced Financial Statements, Explanations and Notes to These Financial Statements”, published in Official Gazette no. 28337, dated 28 June 2012, and amendments to this Communiqué. The Bank maintains its books in Turkish Lira in accordance with the Banking Act, Turkish Commercial Code and Turkish Tax Legislation.

The unconsolidated financial statements have been prepared in TL, under the historical cost convention as modified in accordance with inflation adjustments until 31 December 2004, except for the financial assets and liabilities which are carried at fair value.

The preparation of the unconsolidated financial statements in conformity with TAS requires the Bank Management to use of certain make assumptions and estimates on the assets and liabilities of the balance sheet and contingent issues as of the balance sheet date. These estimates are reviewed regularly and, when necessary, corrections are made and the effects of these corrections are reflected to the income statement. The estimations and projections used are explained in corresponding disclosures.

The amendments of TAS and TFRS, except TFRS 9 Financial Instruments will come into force as of 01 January 2018, which have been effective as of reporting date have no impact on the accounting policies, financial position and performance of the Bank.

b. Accounting policies and valuation principles applied in the presentation of financial statements:

The accounting policies and valuation principles applied in the preparation of financial statements are determined and applied in accordance with the reporting standards. These accounting policies and valuation principles are explained in explanations on accounting policies section.

c. Explanation for convenience translation into English:

The differences between accounting principles, as described in these preceding paragraphs and accounting principles generally accepted in countries in which the complying unconsolidated financial statements are to be distributed and International Financial Reporting Standards (“IFRS”) have not been quantified in these unconsolidated financial statements. Accordingly, these unconsolidated financial statements are not intended to present the financial position, results of operations and changes in financial position and cash flows in accordance with the accounting principles generally accepted in such countries and IFRS.

**CONVENIENCE TRANSLATION OF PUBLICLY ANNOUNCED
UNCONSOLIDATED FINANCIAL STATEMENTS ORIGINALLY ISSUED
IN TURKISH, SEE NOTE 3.I**

HSBC BANK A.Ş.

NOTES RELATED TO UNCONSOLIDATED FINANCIAL STATEMENTS AT 30 SEPTEMBER 2016

(Unless otherwise stated amounts are expressed in thousands of Turkish Lira (“TL”).)

II. EXPLANATIONS ON STRATEGY OF USING FINANCIAL INSTRUMENTS AND EXPLANATIONS ON FOREIGN CURRENCY TRANSACTIONS

The main sources of the Bank are customer deposits and borrowings from abroad. The Bank’s liquidity structure covers the financing of all liabilities at due date. This liquidity structure of the Bank has been established by diversifying fund resources and keeping sufficient cash and cash equivalences.

The Bank applies sophisticated methods of the group in daily market risk managing and control activities. In measuring the market risk and determining limits, “Value at Risk” (“VaR”) approach is being applied. For the portfolios which are subject to market risk; interest rate and currency risks are monitored; with regard to this, limits such as daily and monthly maximum loss limits regarding the exchange rate and share price risk, Value at Risk limits, maturity limits and quantity limits are being applied. The limit usages are being monitored through various checkpoints and reported to the top management. Risk monitoring and control activities are being performed by independent units. For the portfolios which are subject to the interest risks, sensitivity of the changes in interest rates are being analyzed by “Present Value Basis Points” method (“PVBP”) and relevant limits are being determined.

Various stress scenarios, liquidity, gap, and volatility analysis have been performed regarding the control, monitor and management of the market risks. The purpose of these analyses is to be prepared for the possible risks and to make quick decisions regarding the targeted profitability.

Analyses that are conducted related to determined risks are being tracked by committees such as the Asset-Liability committee and the Market Risk Committee and value adding decisions are made. The foreign exchange gains and losses from the foreign exchange transactions are being recorded at the date of transactions conducted. Foreign currency denominated monetary assets and liabilities are translated with the exchange rates prevailing. Gains and losses arising from such valuations are recognised in the income statement under the account of “Foreign exchange gains or losses”, except for foreign currency non-performing loans and other foreign currency denominated non-monetary assets and liabilities.

III. EXPLANATIONS ON INVESTMENTS IN ASSOCIATES AND SUBSIDIARIES

The Bank has no investments in associates as of 30 September 2016. Investments in subsidiaries are accounted in accordance with the “Turkish Accounting Standard on Financial Instruments: Recognition and Measurement” (“TAS 39”) in the unconsolidated financial statements. Investments in subsidiaries that do not have a quoted market price in an active market and whose fair value cannot be reliably measured are carried at cost less provision for impairment. Non-financial subsidiaries of the Bank are “HSBC Ödeme Sistemleri ve Bilgisayar Teknolojileri Basın Yayın ve Müşteri Hizmetleri A.Ş.” and “HSBC İnternet ve Telekomünikasyon Hizmetleri A.Ş.”. HSBC Ödeme Sistemleri ve Bilgisayar Teknolojileri Basın Yayın ve Müşteri Hizmetleri A.Ş. was established on 10 December 1999 to provide VIP services either for its clients or the clients of the legal entities, and in this respect, to provide transfer, hospitality, pass port, catering, housing, parking, private waiting room and transportation services in railroad, land, sea, airport passenger lounges either to its clients or all real or legal persons. HSBC İnternet ve Telekomünikasyon Hizmetleri A.Ş. was established on 13 January 2005 in order to provide information and telecommunication services.

**CONVENIENCE TRANSLATION OF PUBLICLY ANNOUNCED
UNCONSOLIDATED FINANCIAL STATEMENTS ORIGINALLY ISSUED
IN TURKISH, SEE NOTE 3.I**

HSBC BANK A.Ş.

NOTES RELATED TO UNCONSOLIDATED FINANCIAL STATEMENTS AT 30 SEPTEMBER 2016

(Unless otherwise stated amounts are expressed in thousands of Turkish Lira (“TL”).)

IV. EXPLANATIONS ON FORWARD TRANSACTIONS, OPTIONS AND DERIVATIVE INSTRUMENTS

In order to reduce the foreign exchange position risk the Bank conducts currency forward purchase and sale transaction agreements, currency swap purchase and sale transaction agreements and option purchase and sale agreements. In order to reduce the interest risk, the Bank conducts interest futures and forward interest rate agreements. According to TAS 39 the transactions which are classified as hedging or trading and recognised at fair value. The fair value of derivative instruments are recorded on the market value or discounted cash flow value is taken in the account. If the fair value of derivative financial instruments is positive, it is disclosed under the main account “Financial assets at fair value through profit or loss” in “Trading derivative financial assets” or “Hedging derivative financial assets” and if the fair value difference is negative, it is disclosed in “Trading derivative financial liabilities” or “Hedging derivative financial liabilities”. The fair value changes of the trading derivatives are recognized under “Derivative financial transactions gains/(losses)” at income statement. The Bank applies cash flow hedge accounting by cross currency swap transactions in order to hedge itself from the changes in the interest rates of the fixed-rate time deposits which have maturity of 1-3 month. While the effective portions are accounted under hedging reserves in shareholders’ equity as described in TAS 39, the ineffective portion is recognized at income statement.

V. EXPLANATIONS ON INTEREST INCOME AND EXPENSE

Interest income and expenses are recognised on an accrual basis using the effective interest rate method. In accordance with the related regulation, realized and unrealized interest accruals of the non performing loans are reversed. The interest income related to these loans are recorded as interest income only when collected.

VI. EXPLANATIONS ON FEE AND COMMISSION INCOME AND EXPENSE

All fees and commission income/expenses are recognised on an accrual basis in accordance with the matching principle or “Effective Rate Method (Internal Rate of Return Method)”, except for certain commission income and fees for various banking services which are recorded as income at the time of collection. Contract based fees or fees received in return for services such as the purchase and sale of assets on behalf of a third party or legal person are recognised as income at the time of collection.

VII. EXPLANATIONS ON FINANCIAL ASSETS

The Bank categorizes its financial assets as “Fair value through profit/loss”, “Available-for-sale”, and “Loans and receivables”. The appropriate classification of financial assets of the Bank is determined at trade dates.

a. Financial assets at fair value through profit or loss:

Financial assets at fair value through profit or loss consist of trading financial assets and financial assets at fair value through profit/loss. They are initially recognised at cost and subsequently re-measured at their fair value. While determining the fair value, the average price comprising in the active market is used and the gains and losses generated is recognised in the income statement.

Derivative financial instruments are treated as trading financial assets unless they are designated as hedge instruments. The principles regarding the accounting of derivative financial instruments are explained in detail in Note IV of Section Three.

**CONVENIENCE TRANSLATION OF PUBLICLY ANNOUNCED
UNCONSOLIDATED FINANCIAL STATEMENTS ORIGINALLY ISSUED
IN TURKISH, SEE NOTE 3.I**

HSBC BANK A.Ş.

NOTES RELATED TO UNCONSOLIDATED FINANCIAL STATEMENTS AT 30 SEPTEMBER 2016

(Unless otherwise stated amounts are expressed in thousands of Turkish Lira (“TL”).)

VII. EXPLANATIONS ON FINANCIAL ASSETS (Continued)

b. Financial assets available-for-sale:

Available-for-sale financial assets are defined as financial assets other than the ones classified as “Loans and receivables”, “Held-to-maturity assets” or “Financial asset at fair value through profit or loss”. Financial assets available for sale are measured at fair value. Unrealized gains and losses arising from the changes in the fair value of financial assets available for sale with fixed maturity and certain cash flow are recognised at “Marketable Securities Valuation Differences” under the shareholders’ equity. The interest income which is calculated with the effective interest rate method is recognised in the income statement. When these securities are disposed of, the related fair value differences accumulated in the shareholders’ equity are transferred to the income statement. Available-for-sale equity securities that have a quoted market price in an active market and whose fair values can be reliably measured are carried at fair value and mentioned valuation differences are recognised at “Marketable Securities Valuation Differences”. Available-for-sale equity securities that do not have a quoted market price in an active market and whose fair values cannot be reliably measured are carried at cost, less provision for impairment.

c. Loans and receivables:

Financial assets that are originated by the Bank by providing money, services or goods to borrowers are categorized as loans and receivables. Loans and receivables originated by the Bank are recognised at the amortised cost value calculated using the effective interest rate method.

The Bank makes risk assessment for the loans and receivables on the consumer and portfolio basis and provides specific provisions for the non performing loans not less than the determined minimum rates according to the (“Regulation on Procedures and Principles for Determination of Qualifications of Loans and Other Receivables by Banks and Provisions to be booked”) published in the Official Gazette dated 1 November 2006 and numbered 26333. In addition to the non-performing loans, the Bank provides general loan loss provisions for the loans and receivables which are defined in the same communiqué. The interests and accruals of the non-performing loans are derecognized from the financial statement and provision expense is recognized in the income statement. Releases of current period provisions are made by the reversal of the amount from the “Provision for Impairment of Loans and Other Receivables” account.

d. Investment securities held-to-maturity:

Investment securities held-to-maturity are financial assets that are not classified under loans and receivables and have fixed maturities and fixed or pre-determined payments where management has the intent and ability to hold the financial assets until maturity. Investment securities held-to-maturity are initially recognized at cost, and subsequently carried at amortized cost using the effective interest rate method; interest earned whilst holding investment securities held-to-maturity is reported as interest income and impairment for these financial assets recognized in the income statement. As of 30 September 2016 and 31 December 2015, the Bank has no investment securities held-to-maturity.

**CONVENIENCE TRANSLATION OF PUBLICLY ANNOUNCED
UNCONSOLIDATED FINANCIAL STATEMENTS ORIGINALLY ISSUED
IN TURKISH, SEE NOTE 3.I**

HSBC BANK A.Ş.

NOTES RELATED TO UNCONSOLIDATED FINANCIAL STATEMENTS AT 30 SEPTEMBER 2016

(Unless otherwise stated amounts are expressed in thousands of Turkish Lira (“TL”).)

VIII. EXPLANATIONS ON IMPAIRMENT OF FINANCIAL ASSETS

In each balance sheet date, the Bank assesses if there is an objective evidence of the impairment of financial assets or financial asset groups. If such an indicator exists, the Bank will perform the calculations. Impairment loss incurs if, and only if, there is objective evidence that the expected future cash flows of financial assets or group of financial asset are adversely affected by an event “loss event” incurred subsequent to recognition. In case the loans could not be collected; loans and other receivables are classified in order to provide specific and general provisions in accordance with the Communiqué on “ Regulation on the principles and Procedures Related to the Determination of the Loans and Other Receivables for which Provisions shall be booked by Banks and to the Provisions to be Booked” published in the Official Gazette No. 26333 dated 1 November 2006 and these provisions are changed against the income for the year.

IX. EXPLANATIONS ON OFFSETTING FINANCIAL INSTRUMENTS

Financial assets and liabilities are offset and the net amount is reported in the balance sheet when the Bank has a legally enforceable right to offset the recognised amounts and there is an intention to collect/pay related financial assets and liabilities on a net basis.

X. EXPLANATIONS ON SALES AND REPURCHASE AGREEMENTS AND SECURITIES’ LENDING TRANSACTIONS

Securities subject to repurchase agreements are classified as “Financial assets at fair value difference through profit or loss” and “Available-for-sale securities” in the balance sheet according to the investment purposes and measured according to the portfolio of the Bank to which they belong. The interest expense rediscount for funds obtained under repurchase agreement which is calculated with the effective interest rate method are recognised in the income statement. As of 30 September 2016 and 31 December 2015, funds given against securities purchased under agreements to resell (“Reverse repurchase agreements”) are accounted under “Receivables from money market - Receivables from reverse repurchase agreements” in the balance sheet. The difference between the purchase and resell price determined by these repurchase agreements is accrued evenly over the life of repurchase agreements using the effective interest rate method. The Bank has no securities lending transactions.

XI. EXPLANATIONS ON PROPERTY AND EQUIPMENT HELD FOR SALE PURPOSE AND RELATED TO DISCONTINUED OPERATIONS AND EXPLANATIONS ON LIABILITIES RELATED WITH THESE ASSETS

As of 30 September 2016 and 31 December 2015, the Bank has no discontinued operations Property and equipment held-for-sale consist of tangible assets that were acquired due to nonperforming receivables, and are accounted in the financial statements in accordance with the “Communiqué Regarding the Principles and Procedures for the Disposals of Immovable and Commodities Acquired due to Receivables and for Trading of Precious Metal” published in the Official Gazette dated 1 November 2006, No. 26333 and classified as assets held for sale.

**CONVENIENCE TRANSLATION OF PUBLICLY ANNOUNCED
UNCONSOLIDATED FINANCIAL STATEMENTS ORIGINALLY ISSUED
IN TURKISH, SEE NOTE 3.I**

HSBC BANK A.Ş.

NOTES RELATED TO UNCONSOLIDATED FINANCIAL STATEMENTS AT 30 SEPTEMBER 2016

(Unless otherwise stated amounts are expressed in thousands of Turkish Lira (“TL”).)

XII. EXPLANATIONS ON GOODWILL AND OTHER INTANGIBLE ASSETS

The Bank’s intangible assets are composed of software, goodwill and establishment expenditures. Intangible assets are measured in accordance with “Intangible Assets Standard” (“TAS 38”) at cost on initial recognition and any directly attributable costs of setting the asset to work for its intended use are included in the initial measurement. Subsequently, intangible assets are carried at historical cost after the deduction of accumulated depreciation and the provision for value decreases. The depreciable amount of an intangible asset is allocated on a systematic basis over its useful life. The costs of the intangible assets purchased before 31 December 2004, end of the high inflation period is accepted as 31 December 2004, are subject to inflation indexation until 31 December 2004. Intangible assets purchased after 31 December 2004 are recognised with their acquisition cost in the financial statements.

The Bank purchased Benkar Tüketici Finansmanı A.Ş. in the year 2002. The useful life of the goodwill arising out of the merger of Benkar with the Bank on 26 December 2002 is determined as 10 years. Therefore, it is amortised until the end of October 2006 using the straight-line method. Regarding Article 4 of the “Communiqué on Principles and Procedure of Accounting Principles of Banks and Preservation of Documents” which was published by BRSA in the Official Gazette No. 26333 dated 1 November 2006, the Bank’s financial statements are prepared based on the Turkish Accounting Standards. Goodwill is tested annually or more frequently if the changes in environment indicates impairment, in line with “Turkish Accounting Standard for Impairment on Assets” (“TAS 36”). The Bank has used discounted cash flow method for the most recent impairment test and reevaluated assumptions and estimations considering current circumstances and projections of the personal banking department as of 31 December 2015. Calculated goodwill impairment was reflected on the income statement as of 2015 per the testing results.

XIII. EXPLANATIONS ON PROPERTY AND EQUIPMENT

All property and equipment are measured in accordance with “Property, Plant and Equipment Standard” (“TAS 16”) at its cost when initially recognised and any directly attributable costs of setting the asset in working order for its intended use are included in the initial measurement. Subsequently, property and equipment is carried at cost less accumulated depreciation and provision for value impairment. The costs of the property and equipment purchased before 31 December 2004 or subject to inflation indexation until 31 December 2004. Property and equipment purchased after 31 December 2004 are recognised with their purchase cost in the financial statements. Property and equipment are amortised by using the straight line method based on their useful lives, such as buildings depreciated at rate 2%, transportation vehicles at rates 15% - 20%, furniture at rate 20%, and other tangible assets at rates ranging from 2% to 33%. The depreciation charge for items remaining in the property and equipment for less than an accounting period at the balance sheet date is calculated in proportion to the period the item will remain in property and equipment. Gains and losses on the disposal of property and equipment are determined by deducting the net book value of the property and equipment from its net sales revenue. Repair and maintenance expenses in order to increase the useful life of the property and equipment are capitalized, other repair and maintenance costs are recognised as expenses. There are no mortgages, pledges or similar precautionary measures on tangible fixed assets.

XIV. EXPLANATIONS ON LEASING TRANSACTIONS

Assets acquired under finance lease agreements are capitalized in accordance with “Leases Standard” (“TAS 17”) at the inception of the lease at the “Lower of the fair value of the leased asset or the present value of the lease instalments to be paid for the leased asset”. Leased assets are included in the property and equipment and depreciation is charged on a straight-line basis over the useful life of the asset. If there is any diminution in value of the leased asset, a “Provision for value decrease” is recognised. Liabilities arising from the leasing transactions are included in “Financial lease payables” in the balance sheet. Interest and foreign exchange expenses regarding lease transactions are presented the income statement. The Bank does not provide finance lease services as a “Lessor”. Transactions regarding operational lease agreements are accounted on an accrual basis in accordance with the terms of the related contracts.

**CONVENIENCE TRANSLATION OF PUBLICLY ANNOUNCED
UNCONSOLIDATED FINANCIAL STATEMENTS ORIGINALLY ISSUED
IN TURKISH, SEE NOTE 3.I**

HSBC BANK A.Ş.

NOTES RELATED TO UNCONSOLIDATED FINANCIAL STATEMENTS AT 30 SEPTEMBER 2016

(Unless otherwise stated amounts are expressed in thousands of Turkish Lira ("TL").)

XV. EXPLANATIONS ON PROVISIONS, AND CONTINGENT LIABILITIES

Provisions and contingent liabilities are accounted in accordance with, "Provisions, Contingent Liabilities and Contingent Assets Standard" ("TAS 37"). Provisions are recognised when the Bank has a present legal or constructive obligation as a result of past events and a reliable estimate of the amount of the obligation can be made. When the amount of the obligation cannot be estimated and there is no possibility of an outflow of resources from the Bank, it is considered that a "contingent" liability exists and it is disclosed in the related notes to the financial statements. The bank recognized a full provision in its 30 September 2016 financials as part of its strategic actions in the scope of restructuring process. Details of these actions can be found in Part I Note II "Explanation About The Bank's Capital Structure, Shareholders of the Bank who are In Charge of the Management and/or Auditing of the Bank Directly Or Indirectly, Changes In These Matters (If Any) and The Group That The Bank Belongs To". The provision is classified under "Other Provisions" and recognized as an expense in income statement.

XVI. EXPLANATIONS ON CONTINGENT ASSETS

The contingent assets usually arise from unplanned or other unexpected events that give rise to the possibility of an inflow of economic benefits to the Bank. Contingent assets are not recognised in financial statements since this may result in recognition of income that may never be realized. If an inflow of economic benefits to the Bank has become probable, then the contingent asset is disclosed in the footnotes to the financial statements. Contingent assets are assessed continually to ensure that developments are appropriately reflected in the financial statements. If it has become virtually certain that an inflow of economic benefits will arise, the asset and the related income are recognised in the financial statements of the period in which the change occurs.

XVII. EXPLANATIONS ON OBLIGATIONS RELATED TO EMPLOYEE RIGHTS

Obligations related to employment termination and vacation rights are accounted for in accordance with "Employee Rights Standard" ("TAS 19") and are classified under "Reserve for Employee Rights" account in the balance sheet. Under the Turkish Labour Law, the Bank is required to pay a specific amount to the employees who have retired or whose employment is terminated other than the reasons specified in the Turkish Labour Law. The Bank provides provision for retirement and termination liabilities by estimating the net present value of future payments of the Bank arising from the retirement of employees and reflects this provision amount in the financial statements. For employee termination benefit provision calculation, future liability amounts are calculated and yearly discount rate is 4,67% (31 December 2015: 4,95%).

As of 30 September 2016, actuarial loss amounted to TL 24.866 (31 December 2015: TL 20.730 loss) is recognized under other income reserves in the financial statements.

All actuarial gains and losses are recognized under equity in accordance with revised TAS 19.

XVIII. EXPLANATIONS ON TAXATION

a. Current Tax:

According to the article no. 32 of "Corporate Tax Law" No. 5520 was published in the Official Gazette, No. 26205 dated 21 June 2006, the corporate tax rate is 20%. Corporate tax is calculated on the total income of the Bank after adjusting for certain disallowable expenses, exempt income and other allowances.

Dividends paid to non-resident corporations, which have a place of business in Turkey or are resident corporations, are not subject to withholding tax. Otherwise, dividends paid are subject to withholding tax at the rate of 15%. In applying the withholding tax rates on dividend payments to the non-resident institutions and the individuals, the withholding tax rates covered in the related Double Tax Treaty Agreements are taken into account. An increase in capital via issuing bonus shares is not considered as profit distribution and thus does not incur withholding tax.

The prepaid taxes are calculated and paid at the rates valid for the corporate tax rate of the related years. Advance tax paid by corporations which is for the current period is credited against the annual corporation tax calculated on their annual corporate income in the following year. Companies file their tax returns until the 25th day of the fourth month after the closing of the accounting year to which they relate.

Under the Turkish Corporate Tax Law, losses can be carried forward to offset against future taxable income for up to five years. Tax losses cannot be carried back to offset profits from previous periods.

**CONVENIENCE TRANSLATION OF PUBLICLY ANNOUNCED
UNCONSOLIDATED FINANCIAL STATEMENTS ORIGINALLY ISSUED
IN TURKISH, SEE NOTE 3.I**

HSBC BANK A.Ş.

NOTES RELATED TO UNCONSOLIDATED FINANCIAL STATEMENTS AT 30 SEPTEMBER 2016

(Unless otherwise stated amounts are expressed in thousands of Turkish Lira (“TL”).)

XVIII. EXPLANATIONS ON TAXATION (Continued)

The tax applications for foreign branches:

Turkish Republic of Northern Cyprus (“TRNC”)

According to the Corporate Tax Law of the Turkish Republic of Northern Cyprus no.41/1976 as amended, the corporate earnings (including foreign corporations) are subject to a 10% corporate tax and 15% income tax. This tax is calculated based on the income that the taxpayers earn in an accounting period. Tax base is determined by modifying accounting income for certain exclusions and allowances for tax purposes. The corporations cannot benefit from the rights of offsetting losses, investment incentives and amortisation unless they prepare and have certified their balance sheets, income statements and accounting records used for tax calculations by an auditor authorized by the Ministry of Finance. In cases where it is revealed that the earnings of a corporation were not subject to taxation in prior years or the tax paid on such earnings are understated, additional taxes can be charged in the next seven years following that the related taxation period. The corporate tax returns are filed in the tax administration office in April after following the end of the accounting year to which they relate. The corporate taxes are paid in two equal instalments in May and October.

b. Deferred Tax Asset/Liability:

The Bank calculates and accounts for deferred income taxes for all temporary differences arising between the tax bases of assets and liabilities and their carrying amounts in these financial statements in accordance with “Income Taxes Standard” (“TAS 12”) and the related decrees of the BRSA concerning income taxes. In the deferred tax calculation, the enacted tax rate, in accordance with the tax legislation, is used as of the balance sheet date. Deferred tax liabilities are recognized for all resulting temporary differences whereas deferred tax assets resulting from temporary differences are recognized to the extent that it is probable that future taxable profit will be available against which the deferred tax assets can be utilized. Deferred tax assets and liabilities are presented as net in the financial statements in accordance with TAS 12.

Based on its best projections and budget and within the framework of TAS 12’s relevant procedures, the Bank has limited its deferred tax assets with its deferred tax liabilities. The Bank has recognized deferred tax receivables amounting to TL 116.916 as an expense; TL 77.627 in 2015, and TL 39.289 as of 30 September 2016. Aforementioned assesment will be reevaluated and reperformed on every following reporting date.

Various operations and calculations with unascertained effects on final tax amount occur during standard workflow, and these require important judgement in determining income tax provision. Bank records tax liabilities caused by projections of additional taxes to be paid as a result of tax related incidents. In cases which final tax results based on these incidents differ from initially recorded amounts, differences may effect income tax and deferred tax assets of the period they are recognized.

c. Transfer Pricing:

The article no.13 of the Corporate Tax Law describes the issue of transfer pricing under the title of “disguised profit distribution” by way of transfer pricing. “The General Communiqué on Disguised Profit Distribution by Way of Transfer Pricing” published at 18 November 2007, explains the application related issues on this topic. According to this communiqué, the taxpayers conduct transactions like purchase and sale of goods or services with the related parties where the prices are not determined according to the arm’s length principle, then it will be concluded that there is a disguised profit distribution by way of transfer pricing. Such disguised profit distributions will not be deducted from the corporate tax base for tax purposes. As stated in the “7.1 Annual Documentation” section of this communiqué, the taxpayers are required to fill out the “Transfer Pricing, Controlled Foreign Entities and Thin Capitalization” form for the purchase and sale of goods or services conducted with their related parties in a taxation period, attach these forms to their corporate tax returns and submit to the tax offices. Bank has filled out the related form and presented it to the tax office.

**CONVENIENCE TRANSLATION OF PUBLICLY ANNOUNCED
UNCONSOLIDATED FINANCIAL STATEMENTS ORIGINALLY ISSUED
IN TURKISH, SEE NOTE 3.I**

HSBC BANK A.Ş.

NOTES RELATED TO UNCONSOLIDATED FINANCIAL STATEMENTS AT 30 SEPTEMBER 2016

(Unless otherwise stated amounts are expressed in thousands of Turkish Lira (“TL”).)

XIX. EXPLANATIONS ON FUNDS BORROWED

The funds borrowed are recorded at their costs and discounted by using the effective interest rate method. In the financial statements enclosed, foreign currency borrowings are translated according to the Bank’s period end exchange rate. Interest expenses of the current period regarding the borrowing amounts are recognised in the financial statements. The Bank has no marketable securities issued and issued convertible bonds as of 30 September 2016 and 31 December 2015.

XX. EXPLANATIONS ON ISSUANCE OF SHARE CERTIFICATES

As of 30 September 2016 and 31 December 2015, the Bank has no issued share certificates.

XXI. EXPLANATIONS ON AVALIZED DRAFTS AND ACCEPTANCES

Availed drafts and acceptances are realized simultaneously with the customer payments and recorded in off-balance sheet accounts, if any.

XXII. EXPLANATIONS ON GOVERNMENT INCENTIVES

As of 30 September 2016 and 31 December 2015, the Bank has no government incentives.

XXIII. EXPLANATIONS ON OPERATING SEGMENTS

Segment reporting is presented in Note XII of Section Four.

XXIV. PROFIT RESERVES AND PROFIT DISTRIBUTION

Retained earnings as per the statutory financial statements other than legal reserves are available for distribution, subject to the legal reserve requirement referred to below.

Under the Turkish Commercial Code (“TCC”) the legal reserves are composed of first and second reserves. The TCC requires first reserves to be 5% of the profit until the total reserves is equal to 20% of issued and fully paid-in share capital. Second reserves are required to be 10% of all cash profit distributions that are in excess of 5% of the issued and fully paid-in share capital. However holding companies are exempt from this application. According to the Turkish Commercial Code, legal reserves can only be used to compensate accumulated losses and cannot be used for other purposes unless they exceed 50% of paid-in capital.

XXV. EARNINGS/LOSS PER SHARE

Loss per share disclosed in the income statement are calculated by dividing net profit for the year to the number of shares.

	Current Period 30 September 2016	Prior Period 30 September 2015
Net (Loss) /Profit for the Period	(162.008)	(226.279)
Number of Shares	65.229.000.000	65.229.000.000
(Loss)/Earnings per Share (*)	(0,00248)	(0,00347)

(*) Amounts are expressed in full TL.

XXVI. CASH AND CASH EQUIVALENTS

For the purposes of the cash flow statement cash includes cash on hand, cash in transit, purchased bank cheques and demand deposits including balances with the Central Bank; and cash equivalents include interbank money market placements, reserve deposit average accounts, time deposits at banks and investments at marketable securities with original maturity periods of less than three months.

**CONVENIENCE TRANSLATION OF PUBLICLY ANNOUNCED
UNCONSOLIDATED FINANCIAL STATEMENTS ORIGINALLY ISSUED
IN TURKISH, SEE NOTE 3.I**

HSBC BANK A.Ş.

NOTES RELATED TO UNCONSOLIDATED FINANCIAL STATEMENTS AT 30 SEPTEMBER 2016

(Unless otherwise stated amounts are expressed in thousands of Turkish Lira (“TL”).)

XXVII. RELATED PARTIES

Parties stated in the article no. 49 of the Banking Law No. 5411, Bank’s senior management, and board members are deemed as related parties. Transactions with related parties are presented in Note VII of Section Five.

XXVIII. RECLASSIFICATIONS

There are no adjustments to the prior year financial statements other than reclassifications which have been made on comparative figures, to conform to changes in presentation in the 30 September 2016 and 31 December 2015 financials.

XXIX. OTHER MATTERS

None.

**CONVENIENCE TRANSLATION OF PUBLICLY ANNOUNCED
UNCONSOLIDATED FINANCIAL STATEMENTS ORIGINALLY ISSUED
IN TURKISH, SEE NOTE 3.I**

HSBC BANK A.Ş.

NOTES RELATED TO UNCONSOLIDATED FINANCIAL STATEMENTS AT 30 SEPTEMBER 2016

(Unless otherwise stated amounts are expressed in thousands of Turkish Lira (“TL”))

SECTION FOUR

EXPLANATIONS RELATED TO FINANCIAL POSITION

I. EXPLANATIONS ON CAPITAL ADEQUACY RATIO

Equity and Capital Adequacy Standard Ratio of the Bank is calculated in accordance with "Communiqué on Measurement and Assessment of Capital Adequacy of Banks", and "Communiqué on Equities of Banks". As of 30 September 2016, equity of the Bank is amounting to TL 4.361.992 , and the Bank's capital adequacy ratio is 17,23%. Calculations for 31 December 2015 has been in accordance with former regulations, thus equity was amounting to TL 4.463.084, and the Bank's capital adequacy ratio was 15,72%. This rate is higher than the minimum rate required by the related regulation.

a. Information about shareholders' equity items:

	Current Period 30 September 2016	Amount as per the regulation before 01.01.2014 (*)
COMMON EQUITY TIER I CAPITAL		
Paid-in Capital to be Entitled for Compensation after All Creditors	652.290	
Share Premium	-	
Reserves	1.842.464	
Other Comprehensive Income according to TAS	22.295	
Profit	-	
Current Period Profit	-	
Prior Period Profit	-	
Bonus Shares from Associates, Affiliates and Joint-Ventures not Accounted in Current Period's Profit	-	
Common Equity Tier I Capital Before Deductions	2.517.049	
Deductions From Common Equity Tier I Capital		
Valuation adjustments calculated as per the article 9. (i) of the Regulation on Bank Capital	-	
Current and Prior Periods' Losses not Covered by Reserves, and Losses Accounted under Equity according to TAS (-)	24.866	
Leasehold Improvements on Operational Leases (-)	8.146	
Goodwill Netted with Deferred Tax Liabilities	-	
Other Intangible Assets Netted with Deferred Tax Liabilities Except Mortgage Servicing Rights	14.140	23.567
Net Deferred Tax Asset/Liability (-)	-	
Differences arise when assets and liabilities not held at fair value, are subjected to cash flow hedge accounting	-	
Total credit losses that exceed total expected loss calculated according to the Regulation on Calculation of Credit Risk by Internal Ratings Based Approach	-	
Securitization gains	-	
Unrealized gains and losses from changes in bank's liabilities' fair values due to changes in creditworthiness	-	
Net amount of defined benefit plans	-	
Direct and Indirect Investments of the Bank on its own Tier I Capital (-)	-	
Shares Obtained against Article 56, Paragraph 4 of the Banking Law (-)	-	
Total of Net Long Positions of the Investments in Equity Items of Unconsolidated Banks and Financial Institutions where the Bank Owns 10% or less of the Issued Share Capital Exceeding the 10% Threshold of above Tier I Capital (-)	-	
Total of Net Long Positions of the Investments in Equity Items of Unconsolidated Banks and Financial Institutions where the Bank Owns 10% or more of the Issued Share Capital Exceeding the 10% Threshold of above Tier I Capital (-)	-	
Mortgage Servicing Rights Exceeding the 10% Threshold of Tier I Capital (-)	-	
Net Deferred Tax Assets arising from Temporary Differences Exceeding the 10% Threshold of Tier I Capital (-)	-	
Other items to be Defined by the BRSA (-)	-	
Deductions from Tier I Capital in cases where there are no adequate Additional Tier I or Tier II Capitals (-)	-	
Total Deductions from Common Equity Tier I Capital	47.152	
Total Common Equity Tier I Capital	2.469.897	

**CONVENIENCE TRANSLATION OF PUBLICLY ANNOUNCED
UNCONSOLIDATED FINANCIAL STATEMENTS ORIGINALLY ISSUED
IN TURKISH, SEE NOTE 3.I**

HSBC BANK A.Ş.

NOTES RELATED TO UNCONSOLIDATED FINANCIAL STATEMENTS AT 30 SEPTEMBER 2016

(Unless otherwise stated amounts are expressed in thousands of Turkish Lira (“TL”).)

I. EXPLANATIONS ON CAPITAL ADEQUACY RATIO (Continued)

	Current Period 30 September 2016	Amount as per the regulation before 01.01.2014 (*)
ADDITIONAL TIER I CAPITAL		
Preferred Stock not Included in Common Equity Tier I Capital and the Related Share Premiums	-	-
Debt Instruments and the Related Issuance Premiums Defined by the BRSA	-	-
Debt Instruments and the Related Issuance Premiums Defined by the BRSA (Covered by Temporary Article 4)	-	-
Additional Tier I Capital before Deductions	-	-
Deductions from Additional Tier I Capital		
Direct and Indirect Investments of the Bank on its own Additional Tier I Capital (-)	-	-
Investments in Equity Instruments Issued by Banks or Financial Institutions Invested in Bank's Additional Tier I Capital and Having Conditions Stated in the Article 7 of the Regulation	-	-
Total of Net Long Positions of the Investments in Equity Items of Unconsolidated Banks and Financial Institutions where the Bank Owns 10% or less of the Issued Share Capital Exceeding the 10% Threshold of above Tier I Capital (-)	-	-
The Total of Net Long Position of the Direct or Indirect Investments in Additional Tier I Capital of Unconsolidated Banks and Financial Institutions where the Bank Owns more than 10% of the Issued Share Capital (-)	-	-
Other items to be defined by the BRSA (-)	-	-
Items to be Deducted from Tier I Capital during the Transition Period	-	-
Goodwill and Other Intangible Assets and Related Deferred Taxes not deducted from Tier I Capital as per the Temporary Article 2, Clause 1 of the Regulation on Measurement and Assessment of Capital Adequacy Ratios of Banks (-)	9.427	-
Net Deferred Tax Asset/Liability not deducted from Tier I Capital as per the Temporary Article 2, Clause 1 of the Regulation on Measurement and Assessment of Capital Adequacy Ratios of Banks (-)	-	-
Deduction from Additional Tier I Capital when there is not enough Tier II Capital (-)	-	-
Total Deductions from Additional Tier I Capital	9.427	-
Total Additional Tier I Capital	-	-
Total Tier I Capital (Tier I Capital= Common Equity Tier I Capital + Additional Tier I Capital)	2.460.470	-
TIER II CAPITAL		
Debt Instruments and the Related Issuance Premiums Defined by the BRSA	1.646.676	-
Debt Instruments and the Related Issuance Premiums Defined by the BRSA (Covered by Temporary Article 4)	-	-
Provisions (Amounts explained in the first paragraph of the article 8 of the Regulation on Bank Capital)	263.319	-
Total Deductions from Tier II Capital	1.909.995	-
Deductions from Tier II Capital		
Direct and Indirect Investments of the Bank on its own Tier II Capital (-)	-	-
Investments in Equity Instruments Issued by Banks and Financial Institutions Invested in Bank's Tier II Capital and Having Conditions Stated in the Article 8 of the Regulation	-	-
Total of Net Long Positions of the Investments in Equity Items of Unconsolidated Banks and Financial Institutions where the Bank Owns 10% or less of the Issued Share Capital Exceeding the 10% Threshold of above Tier I Capital (-)	-	-
The Total of Net Long Position of the Direct or Indirect Investments in Additional Tier I Capital and Tier II Capital of Unconsolidated Banks and Financial Institutions where the Bank Owns 10% or more of the Issued Share Capital Exceeding the 10% Threshold of Tier I Capital (-)	-	-
Other items to be defined by the BRSA (-)	-	-
Total Deductions from Tier II Capital	-	-
Total Tier II Capital	1.909.995	-
Total Equity (Total Tier I and Tier II Capital)	4.370.465	-
Total Tier I Capital and Tier II Capital (Total Equity)		
Loans Granted against the Articles 50 and 51 of the Banking Law (-)	209	-
Net Book Values of Movables and Immovables Exceeding the Limit Defined in the Article 57, Clause 1 of the Banking Law and the Assets Acquired against Overdue Receivables and Held for Sale but Retained more than Five Years (-)	148	-
Other items to be Defined by the BRSA (-)	8.116	-
Items to be Deducted from the Sum of Tier I and Tier II Capital (Capital) During the Transition Period	-	-
The Portion of Total of Net Long Positions of the Investments in Equity Items of Unconsolidated Banks and Financial Institutions where the Bank Owns 10% or less of the Issued Share Capital Exceeding the 10% Threshold of above Tier I Capital not deducted from Tier I Capital, Additional Tier I Capital or Tier II Capital as per the Temporary Article 2, Clause 1 of the Regulation (-)	-	-
The Portion of Total of Net Long Positions of the Investments in Equity Items of Unconsolidated Banks and Financial Institutions where the Bank Owns more than 10% of the Issued Share Capital Exceeding the 10% Threshold of above Tier I Capital not deducted from Additional Tier I Capital or Tier II Capital as per the Temporary Article 2, Clause 1 of the Regulation (-)	-	-
The Portion of Net Long Position of the Investments in Equity Items of Unconsolidated Banks and Financial Institutions where the Bank Owns 10% or more of the Issued Share Capital, of the Net Deferred Tax Assets arising from Temporary Differences and of the Mortgage Servicing Rights not deducted from Tier I Capital as per the Temporary Article 2, Clause 2, Paragraph (1) and (2) and Temporary Article 2, Clause 1 of the Regulation (-)	-	-

**CONVENIENCE TRANSLATION OF PUBLICLY ANNOUNCED
UNCONSOLIDATED FINANCIAL STATEMENTS ORIGINALLY ISSUED
IN TURKISH, SEE NOTE 3.I**

HSBC BANK A.Ş.

NOTES RELATED TO UNCONSOLIDATED FINANCIAL STATEMENTS AT 30 SEPTEMBER 2016

(Unless otherwise stated amounts are expressed in thousands of Turkish Lira (“TL”).)

I. EXPLANATIONS ON CAPITAL ADEQUACY RATIO (Continued)

	Current Period 30 September 2016	Amount as per the regulation before 01.01.2014 (*)
CAPITAL		
Total Capital (Total of Tier I Capital and Tier II Capital)	4.361.992	
Total Risk Weighted Assets	25.318.372	
CAPITAL ADEQUACY RATIOS		
CET1 Capital Ratio (%)	9,76%	
Tier I Capital Ratio (%)	9,72%	
Capital Adequacy Ratio (%)	17,23%	
BUFFERS		
Bank-specific total CET1 Capital Ratio	0,63%	
Capital Conservation Buffer Ratio (%)	0,63%	
Bank-specific Counter-Cyclical Capital Buffer Ratio (%)	-	
Additional CET1 Capital Over Total Risk Weighted Assets Ratio Calculated According to the Article 4 of Capital Conservation and Counter-Cyclical Capital Buffers Regulation (%)	4,63%	
Amounts Lower Than Excesses as per Deduction Rules		
Remaining Total of Net Long Positions of the Investments in Equity Items of Unconsolidated Banks and Financial Institutions where the Bank Owns 10% or less of the Issued Share Capital	-	
Remaining Total of Net Long Positions of the Investments in Tier I Capital of Unconsolidated Banks and Financial Institutions where the Bank Owns more than 10% or less of the Issued Share Capital	-	
Remaining Mortgage Servicing Rights	-	
Net Deferred Tax Assets arising from Temporary Differences	-	
Limits for Provisions Used in Tier II Capital Calculation		
General Loan Provisions for Exposures in Standard Approach (before limit of one hundred and twenty five per ten thousand)	387.088	
General Loan Provisions for Exposures in Standard Approach Limited by 1,25% of Risk Weighted Assets	263.319	
Total Loan Provision that Exceeds Total Expected Loss Calculated According to Communiqué on Calculation of Credit Risk by Internal Ratings Based Approach	-	
Total Loan Provision that Exceeds Total Expected Loss Calculated According to Communiqué on Calculation of Credit Risk by Internal Ratings Based Approach, Limited by 0,6% Risk Weighted Assets	-	
Debt Instruments Covered by Temporary Article 4 (effective between 1.1.2018-1.1.2022)		
Upper Limit for Additional Tier I Capital Items subject to Temporary Article 4	-	
Amount of Additional Tier I Capital Items Subject to Temporary Article 4 that Exceeds Upper Limit	-	
Upper Limit for Additional Tier II Capital Items subject to Temporary Article 4	-	
Amount of Additional Tier II Capital Items Subject to Temporary Article 4 that Exceeds Upper Limit	-	

(*) Amounts to be recognized under transition regulations

**CONVENIENCE TRANSLATION OF PUBLICLY ANNOUNCED
UNCONSOLIDATED FINANCIAL STATEMENTS ORIGINALLY ISSUED
IN TURKISH, SEE NOTE 3.I**

HSBC BANK A.Ş.

NOTES RELATED TO UNCONSOLIDATED FINANCIAL STATEMENTS AT 30 SEPTEMBER 2016

(Unless otherwise stated amounts are expressed in thousands of Turkish Lira (“TL”).)

I. EXPLANATIONS ON CAPITAL ADEQUACY RATIO (Continued)

	Prior Period 31 December 2015 (*)
TIER I CAPITAL	
Paid-in Capital to be Entitled for Compensation after All Creditors	652.290
Share Premium	-
Share Cancellation Profits	-
Legal Reserves	2.004.469
Other Comprehensive Income according to TAS	16.138
Profit	-
Net Current Period Profit	-
Prior Period Profit	-
Provisions for Possible Losses	-
Bonus Shares from Associates, Subsidiaries and Joint-Ventures not Accounted in Current Period's Profit	-
Tier I Capital Before Deductions	2.672.897
Deductions From Tier I Capital	
Current and Prior Periods' Losses not Covered by Reserves, and Losses Accounted under Equity according to TAS (-)	20.730
Leasehold Improvements on Operational Leases (-)	15.148
Goodwill and Intangible Assets and Related Deferred Tax Liabilities (-)	31.343
Net Deferred tax assets / liabilities (-)	-
Shares Obtained against Article 56, Paragraph 4 of the Banking Law (-)	-
Investments in own common equity (-)	-
Total of Net Long Positions of the Investments in Equity Items of Unconsolidated Banks and Financial Institutions where the Bank does not own 10% or less of the Issued Share Capital Exceeding the 10% Threshold of above Tier I Capital (-)	-
Total of Net Long Positions of the Investments in Equity Items of Unconsolidated Banks and Financial Institutions where the Bank owns 10% or less of the Issued Share Capital Exceeding the 10% Threshold of above Tier I Capital (-)	-
Mortgage Servicing Rights Exceeding the 10% Threshold of Tier I Capital (-)	-
Net Deferred Tax Assets arising from Temporary Differences Exceeding the 10% Threshold of Tier I Capital (-)	-
Amount Exceeding the 15% Threshold of Tier I Capital as per the Article 2, Clause 2 of the Regulation on Measurement and Assessment of Capital Adequacy Ratios of Banks (-)	-
The Portion of Net Long Position of the Investments in Equity Items of Unconsolidated Banks and Financial Institutions where the Bank Owns 10% or more of the Issued Share Capital not deducted from Tier I Capital (-)	-
Mortgage Servicing Rights not deducted (-)	-
Excess Amount arising from Deferred Tax Assets from Temporary Differences (-)	-
Other items to be Defined by the BRSA (-)	-
Regulatory adjustments applied to Common Equity Tier 1 due to insufficient Additional Tier 1 and Tier 2 to cover deduction (-)	-
Total regulatory adjustments to Tier I capital	67.221
Tier I capital	2.605.676
ADDITIONAL CORE CAPITAL	
Preferred Stock not Included in Tier I Capital and the Related Share Premiums	-
Debt Instruments and the Related Issuance Premiums Defined by the BRSA (Issued or Obtained after 1.1.2014)	-
Debt Instruments and the Related Issuance Premiums Defined by the BRSA (Issued or Obtained before 1.1.2014)	-
Additional Core Capital before Deductions	-
Deductions from Additional Core Capital	
Direct and Indirect Investments of the Bank on its own Additional Core Capital (-)	-
Total of Net Long Positions of the Investments in Equity Items of Unconsolidated Banks and Financial Institutions where the Bank Owns 10% or less of the Issued Share Capital Exceeding the 10% Threshold of above Tier I Capital (-)	-
The Total of Net Long Position of the Direct or Indirect Investments in Additional Tier I Capital of Unconsolidated Banks and Financial Institutions where the Bank Owns more than 10% of the Issued Share Capital (-)	-
Other items to be Defined by the BRSA (-)	-
Deductions from Additional Core Capital in cases where there are no adequate Tier II Capital (-)	-
Total Deductions from Additional Core Capital	-
Total Additional Core Capital	-

**CONVENIENCE TRANSLATION OF PUBLICLY ANNOUNCED
UNCONSOLIDATED FINANCIAL STATEMENTS ORIGINALLY ISSUED
IN TURKISH, SEE NOTE 3.I**

HSBC BANK A.Ş.

NOTES RELATED TO UNCONSOLIDATED FINANCIAL STATEMENTS AT 30 SEPTEMBER 2016

(Unless otherwise stated amounts are expressed in thousands of Turkish Lira (“TL”).)

I. EXPLANATIONS ON CAPITAL ADEQUACY RATIO (Continued)

	Prior Period 31 December 2015 (*)
Deductions from Core Capital	
Goodwill and Other Intangible Assets and Related Deferred Taxes not deducted from Tier I Capital as per the Temporary Article 2, Clause 1 of the Regulation on Measurement and Assessment of Capital Adequacy Ratios of Banks (-)	-
Net Deferred Tax Asset/Liability not deducted from Tier I Capital as per the Temporary Article 2, Clause 1 of the Regulation on Measurement and Assessment of Capital Adequacy Ratios of Banks (-)	-
Total Core Capital	2.605.676
TIER II CAPITAL	
Debt Instruments and the Related Issuance Premiums Defined by the BRSA (Issued or Obtained after 1.1.2014)	-
Debt Instruments and the Related Issuance Premiums Defined by the BRSA (Issued Or Obtained before 1.1.2014)	1.589.676
Pledged Assets of the Shareholders to be used for the Bank's Capital Increases	-
General Provisions	298.046
Tier II Capital before Deductions	1.887.722
Deductions from Tier II Capital	
Direct and Indirect Investments of the Bank on its own Tier II Capital (-)	-
Total of Net Long Positions of the Investments in Equity Items of Unconsolidated Banks and Financial Institutions where the Bank Owns 10% or less of the Issued Share Capital Exceeding the 10% Threshold of above Tier I Capital (-)	-
The Total of Net Long Position of the Direct or Indirect Investments in Additional Core Capital and Tier II Capital of Unconsolidated Banks and Financial Institutions where the Bank Owns 10% or more of the Issued Share Capital Exceeding the 10% Threshold of Tier I Capital (-)	-
Other items to be Defined by the BRSA (-)	24.746
Total Deductions from Tier II Capital	24.746
Total Tier II Capital	1.862.976
CAPITAL	4.468.652
Loans Granted against the Articles 50 and 51 of the Banking Law (-)	249
Net Book Values of Movables and Immovable Exceeding the Limit Defined in the Article 57, Clause 1 of the Banking Law and the Assets Acquired against Overdue Receivables and Held for Sale but Retained more than Five Years (-)	141
Loans to Banks, Financial Institutions (domestic/foreign) or Qualified Shareholders in the form of Subordinated Debts or Debt Instruments Purchased from Such Parties and Qualified as Subordinated Debts (-)	-
Deductions as per the Article 20, Clause 2 of the Regulation on Measurement and Assessment of Capital Adequacy Ratios of Banks (-)	5.178
Other items to be Defined by the BRSA (-)	-
The Portion of Total of Net Long Positions of the Investments in Equity Items of Unconsolidated Banks and Financial Institutions where the Bank Owns 10% or less of the Issued Share Capital Exceeding the 10% Threshold of above Tier I Capital not deducted from Tier I Capital, Additional Core Capital or Tier II Capital as per the Temporary Article 2, Clause 1 of the Regulation (-)	-
The Portion of Total of Net Long Positions of the Investments in Equity Items of Unconsolidated Banks and Financial Institutions where the Bank Owns more than 10% of the Issued Share Capital Exceeding the 10% Threshold of above Tier I Capital not deducted from Additional Core Capital or Tier II Capital as per the Temporary Article 2, Clause 1 of the Regulation (-)	-
The Portion of Net Long Position of the Investments in Equity Items of Unconsolidated Banks and Financial Institutions where the Bank Owns 10% or more of the Issued Share Capital, of the Net Deferred Tax Assets arising from Temporary Differences and of the Mortgage Servicing Rights not deducted from Tier I Capital as per the temporary Article 2, Clause 2, Paragraph (1) and (2) and Temporary Article 2, Clause 1 of the Regulation (-)	-
EQUITY	4.463.084
Amounts lower than Excesses as per Deduction Rules	
Remaining Total of Net Long Positions of the Investments in Equity Items of Unconsolidated Banks and Financial Institutions where the Bank Owns 10% or less of the Issued Share Capital	-
Remaining Total of Net Long Positions of the Investments in Tier I Capital of Unconsolidated Banks and Financial Institutions where the Bank Owns more than 10% or less of the Tier I Capital	-
Remaining Mortgage Servicing Rights	-
Net Deferred Tax Assets arising from Temporary Differences	-

(*) Total capital has been calculated in accordance with the “Regulations regarding to changes on Regulation on Equity of Banks” effective from date 31 March 2016, the information given in the prior period column has been calculated pursuant to former regulation.

b. Items included in capital calculation:

None.

**CONVENIENCE TRANSLATION OF PUBLICLY ANNOUNCED
UNCONSOLIDATED FINANCIAL STATEMENTS ORIGINALLY ISSUED
IN TURKISH, SEE NOTE 3.I**

HSBC BANK A.Ş.

NOTES RELATED TO UNCONSOLIDATED FINANCIAL STATEMENTS AT 30 SEPTEMBER 2016

(Unless otherwise stated amounts are expressed in thousands of Turkish Lira ("TL").)

I. EXPLANATIONS ON CAPITAL ADEQUACY RATIO (Continued)

c. Approaches for assessment of adequacy of internal capital requirements for current and future activities:

The HSBC Bank's assessment process of adequacy of internal capital requirements and capital adequacy policies" was prepared in order to describe the assessment process of adequacy of internal capital requirements and capital adequacy policies, and approved by its board of directors in 26 September 2012. The ultimate aim of this internal capital requirements process is to maintain the continuity of capital adequacy under the Bank's strategies, business plan, and scope or in case of changes in developed assumption and methodology, the assessment methodology of internal capital requirements is a developing process, accordingly the future improvement areas are determined and the working plans are set.

With this evaluation process, on a prospective basis ensuring the continuity of the legal minimum limits of capital, keeping capital adequately to support the Bank's targeted risk profile and ensuring the maintenance of capital adequately as well as the process of compliance with laws and regulations.

- d.** The difference between Total Capital and Equity in the consolidated balance sheet mainly arises from the general provision. In the calculation of Total Capital, general provision up to 1,25% credit risk is taken into consideration as Tier II Capital. Besides, losses that are subject to deductions from Common Equity Tier I and reflected to Equity in line with the TAS, are determined by excluding the losses related to cash flow hedge transactions. On the other hand, in the calculation of the Total Capital, improvement costs for operating leases followed under tangible assets in the balance sheet, intangible assets and related deferred tax liabilities, net book value of immovables that are acquired against overdue receivables and retained more than five years, other items defined by the regulator are taken into consideration as amounts deducted from Total Capital.

II. EXPLANATIONS ON CREDIT RISK

Not disclosed in compliance with the Article 25 of the communiqué "Financial Statements and Related Disclosures and Footnotes to be Announced to Public by Banks".

III. EXPLANATIONS ON COUNTER CYCLICAL CAPITAL BUFFER RATIO CALCULATION

Not disclosed in compliance with the Article 25 of the communiqué "Financial Statements and Related Disclosures and Footnotes to be Announced to Public by Banks".

IV. EXPLANATIONS ON CURRENCY RISK

a. Exposed risk of foreign currency, estimations on the effects of this matter, limits for the daily followed positions are determined by the Board of Directors:

In foreign currency risk management, the Bank makes tiny distinctions and generally attentive to not taking long position when organizing the currency risk. In organizing foreign currency positions, the Bank acts in accordance with both the legal limitations and the limitations determined by the board of the directors.

**CONVENIENCE TRANSLATION OF PUBLICLY ANNOUNCED
UNCONSOLIDATED FINANCIAL STATEMENTS ORIGINALLY ISSUED
IN TURKISH, SEE NOTE 3.I**

HSBC BANK A.Ş.

NOTES RELATED TO UNCONSOLIDATED FINANCIAL STATEMENTS AT 30 SEPTEMBER 2016

(Unless otherwise stated amounts are expressed in thousands of Turkish Lira ("TL").)

IV. EXPLANATIONS ON CURRENCY RISK (Continued)

b. Hedge against foreign exchange debt instruments and net foreign exchange investments by hedging derivative instruments, if material:

The Bank, as a general principle does not carry any foreign currency position, by hedging its foreign currency positions with derivative products. Foreign exchange bid rate of important foreign currencies are indicated in the table below.

c. Management policy for foreign currency risk:

Policy of the foreign currency risk management is explained in the first article.

d. Current foreign exchange bid rates of the Bank for the last five business days prior to the financial statement date:

The Bank's foreign exchange bid rates for US Dollar, and Euro as of the date of the financial statements and for the last five days prior to that date are presented below:

Current Period - 30 September 2016	USD (\$)	Euro (€)
Balance Sheet Date		
Bank Evaluation Rate	3,0021	3,3651
29 September 2016	2,9961	3,3603
28 September 2016	2,9807	3,3415
27 September 2016	2,9785	3,3404
26 September 2016	2,9821	3,3547
23 September 2016	2,9528	3,3121
Prior Period – 31 December 2015	USD (\$)	Euro (€)
Balance Sheet Date		
Bank Evaluation Rate	2,9190	3,1767

e. The simple arithmetic average of the Bank's foreign exchange bid rates for the last thirty days preceding the balance sheet date for major foreign currencies:

As of September 2016, the Bank's simple arithmetic average foreign exchange rate for USD is TL 2,9668 (December 2015: TL 2,9209) and exchange rate for Euro is TL 3,3235 (December 2015: TL 3,1842).

**CONVENIENCE TRANSLATION OF PUBLICLY ANNOUNCED
UNCONSOLIDATED FINANCIAL STATEMENTS ORIGINALLY ISSUED
IN TURKISH, SEE NOTE 3.I**

HSBC BANK A.Ş.

NOTES RELATED TO UNCONSOLIDATED FINANCIAL STATEMENTS AT 30 SEPTEMBER 2016

(Unless otherwise stated amounts are expressed in thousands of Turkish Lira (“TL”).)

IV. EXPLANATIONS ON CURRENCY RISK (Continued)

f. Information related to Bank’s Currency Risk:

Current Period - 30 September 2016	EURO	USD	Other FC	Total
Assets				
Cash Equivalents (Cash in Vault, Foreign Currency Cash, Money in Transit, Cheques Purchased) and Balances with the Central Bank of Turkey	4.379.720	1.375.317	653.967	6.409.004
Banks	23.679	34.585	21.521	79.785
Financial Assets at Fair Value through Profit or Loss (Net)	168.567	214.430	12.642	395.639
Interbank Money Market Placements	174.990	2.401.709	-	2.576.699
Financial Assets Available-for-Sale (Net)	2.205	-	-	2.205
Loans (*)	3.168.096	2.560.420	22.525	5.751.041
Investments in Associates, Subsidiaries and Joint Ventures (Business Partners)	-	-	-	-
Investments Held-to-Maturity (Net)	-	-	-	-
Hedging Derivative Financial Assets	-	-	-	-
Tangible Assets (Net)	-	-	-	-
Intangible Assets (Net)	-	-	-	-
Other Assets (**)	301.395	2.850	1.990	306.235
Total Assets	8.218.652	6.589.311	712.645	15.520.608
Liabilities				
Bank Deposits	1	246.792	3	246.796
Foreign Currency Deposits	2.198.665	5.353.004	998.959	8.550.628
Funds from Interbank Money Market	-	-	-	-
Fund Borrowed	2.022.241	3.563.875	9	5.586.125
Issued Marketable Securities (Net)	-	-	-	-
Miscellaneous Payables	176	3.265	40	3.481
Hedging Derivative Financial Liabilities	-	-	-	-
Other Liabilities	146.802	145.351	76.806	368.959
Total Liabilities	4.367.885	9.312.287	1.075.817	14.755.989
Net on Balance Sheet Position	3.850.767	(2.722.976)	(363.172)	764.619
Net Off-Balance Sheet Position	(3.842.188)	2.913.848	404.040	(524.300)
Financial Derivative Assets	6.084.514	16.279.793	1.663.500	24.027.807
Financial Derivative Liabilities	9.926.702	13.365.945	1.259.460	24.552.107
Non-cash Loans	488.466	869.887	22.146	1.380.499
Prior Period - 31 December 2015				
Total Assets	5.772.791	7.928.149	726.913	14.427.853
Total Liabilities	6.008.452	10.096.943	1.117.272	17.222.667
Net on-Balance Sheet Position	(235.661)	(2.168.794)	(390.359)	(2.794.814)
Net off-Balance Sheet Position	227.513	2.260.465	383.933	2.871.911
Financial Derivative Assets	7.141.977	14.868.200	1.212.471	23.222.648
Financial Derivative Liabilities	6.914.464	12.607.735	828.538	20.350.737
Non-cash Loans	616.048	1.603.872	46.505	2.266.425

(*) As of 30 September 2016, total loans amount consists foreign indexed loans amounting to TL 1.450.265 (31 December 2015: TL 2.544.252) and foreign currency factoring receivables amounting to TL 7.146 (31 December 2015: TL 47.236).

(**) As of 30 September 2016, other assets do not consist of prepaid expenses amounting to TL 1.161 (31 December 2015: TL 650).

**CONVENIENCE TRANSLATION OF PUBLICLY ANNOUNCED
UNCONSOLIDATED FINANCIAL STATEMENTS ORIGINALLY ISSUED
IN TURKISH, SEE NOTE 3.I**

HSBC BANK A.Ş.

NOTES RELATED TO UNCONSOLIDATED FINANCIAL STATEMENTS AT 30 SEPTEMBER 2016

(Unless otherwise stated amounts are expressed in thousands of Turkish Lira (“TL”).)

V. EXPLANATIONS ON INTEREST RATE RISK

There is a short term interest sensitivity gap at the balance sheet of the Bank due to a structural risk of the banking sector; obligation of funding of long-term assets with short-term deposits. Derivative financial instruments are used to mitigate possible interest rate risk of interest sensitive assets and liabilities. Interest rate futures and interest rate swap transactions are performed to reduce the balance sheet and off-balance sheet interest rate risk.

The Bank managed interest rate and prepayment risks of mortgages and other long-term loans with derivative financial instruments efficiently taking into consideration cost-benefit analysis and reduced the risk against to the fluctuations in global and local markets.

a. Interest rate sensitivity of assets, liabilities and off-balance sheet items based on repricing dates:

Current Period - 30 September 2016	Up to 1 Month	1 - 3 Months	3 - 12 Months	1 - 5 Years	5 Years and Over	Non- Interest Bearing	Total
Assets							
Cash Equivalents (Cash in Vault, Foreign Currency Cash, Money in Transit, Cheques Purchased) and Balances with the Central Bank of Turkey	5.986.179	-	-	-	-	742.896	6.729.075
Banks	150.459	-	-	1.954	-	136.896	289.309
Financial Assets at Fair Value Through Profit or Loss (Net)	131.109	748.641	455.499	126.761	40.925	5.196	1.508.131
Interbank Money Market Placements	2.576.699	-	-	-	-	-	2.576.699
Financial Assets Available-for-Sale (Net)	-	198.211	572.644	698.592	3.724	6.430	1.479.601
Loans (*)	6.734.167	1.204.331	2.385.821	4.589.149	895.255	478.169	16.286.892
Investments Held-to-Maturity (Net)	-	-	-	-	-	-	-
Other Assets	11.807	7.668	-	-	-	580.436	599.911
Total Assets	15.590.420	2.158.851	3.413.964	5.416.456	939.904	1.950.023	29.469.618
Liabilities							
Bank Deposits	3.062.551	-	-	-	-	45.865	3.108.416
Other Deposits	10.179.702	2.146.639	207.020	885	-	2.836.530	15.370.776
Funds from Interbank Money Market	674.715	-	-	-	-	-	674.715
Miscellaneous Payables	-	-	-	-	-	344.136	344.136
Issued Marketable Securities (Net)	-	-	-	-	-	-	-
Funds Borrowed	833.745	3.565.433	1.400.215	203.057	-	11.563	6.014.013
Other Liabilities (**)	155.737	113.261	83.917	661.042	2.298	2.941.307	3.957.562
Total Liabilities	14.906.450	5.825.333	1.691.152	864.984	2.298	6.179.401	29.469.618
Balance Sheet Long Position	683.970	-	1.722.812	4.551.472	937.606	-	7.895.860
Balance Sheet Short Position	-	(3.666.482)	-	-	-	(4.229.378)	(7.895.860)
Off Balance Sheet Long Position	46.091	125.931	99.876	53.733	-	-	325.631
Off Balance Sheet Short Position	-	-	-	-	-	-	-
Total Position	730.061	(3.540.551)	1.822.688	4.605.205	937.606	(4.229.378)	325.631

(*) Loans consist of factoring transactions amounting to TL 386.503 (31 December 2015: TL 584.068).

(**) Shareholders' equity is presented under "Other Liabilities" item in "Non- Interest Bearing".

**CONVENIENCE TRANSLATION OF PUBLICLY ANNOUNCED
UNCONSOLIDATED FINANCIAL STATEMENTS ORIGINALLY ISSUED
IN TURKISH, SEE NOTE 3.I**

HSBC BANK A.Ş.

NOTES RELATED TO UNCONSOLIDATED FINANCIAL STATEMENTS AT 30 SEPTEMBER 2016

(Unless otherwise stated amounts are expressed in thousands of Turkish Lira (“TL”).)

V. EXPLANATIONS ON INTEREST RATE RISK (Continued)

Prior Period - 31 December 2015	Up to 1 Month	1 - 3 Months	3 - 12 Months	1 - 5 Years	5 Years and Over	Non- Interest Bearing	Total
Assets							
Cash Equivalents (Cash in Vault, Foreign Currency Cash, Money in Transit, Cheques Purchased) and Balances with the Central Bank of Turkey	2.420.133	-	-	-	-	974.341	3.394.474
Banks	344.446	-	-	-	-	151.312	495.758
Financial Assets at Fair Value Through Profit or Loss (Net)	261.321	697.809	352.224	289.708	37.232	5.182	1.643.476
Interbank Money Market Placements	3.879.540	-	-	-	-	-	3.879.540
Financial Assets Available-for-Sale (Net)	104	-	-	580.296	44.082	29.635	654.117
Loans (*)	7.997.146	1.562.106	4.112.510	5.949.772	994.850	459.083	21.075.467
Investments Held-to-Maturity (Net)	-	-	-	-	-	-	-
Other Assets	12.149	8.517	-	-	-	483.895	504.561
Total Assets	14.914.839	2.268.432	4.464.734	6.819.776	1.076.164	2.103.448	31.647.393
Liabilities							
Bank Deposits	19.521	-	-	-	-	58.240	77.761
Other Deposits	12.916.728	2.523.809	234.429	4.723	-	3.298.909	18.978.598
Funds from Interbank Money Market	790.709	-	-	-	-	-	790.709
Miscellaneous Payables	-	-	-	-	-	655.219	655.219
Issued Marketable Securities (Net)	-	-	-	-	-	-	-
Funds Borrowed	2.394.431	3.948.107	420.837	211.119	-	28.108	7.002.602
Other Liabilities (**)	84.971	82.214	146.491	650.498	1.583	3.176.747	4.142.504
Total Liabilities	16.206.360	6.554.130	801.757	866.340	1.583	7.217.223	31.647.393
Balance Sheet Long Position	-	-	3.662.977	5.953.436	1.074.581	-	10.690.994
Balance Sheet Short Position	(1.291.521)	(4.285.698)	-	-	-	(5.113.775)	(10.690.994)
Off Balance Sheet Long Position	53.325	304.916	167.559	96.363	-	-	622.163
Off Balance Sheet Short Position	-	-	-	-	(1.795)	-	(1.795)
Total Position	(1.238.196)	(3.980.782)	3.830.536	6.049.799	1.072.786	(5.113.775)	620.368

(*) Loans consist of factoring receivables amounting to TL 584.068.

(**) Shareholders' equity is presented under "Other Liabilities" item in "Non- Interest Bearing".

b. Effective average interest rates for monetary financial instruments:

Current Period – 30 September 2016	Euro	US Dollar	Yen	TL
Assets				
Cash Equivalents (Cash in Vault, Foreign Currency Cash, Money in Transit, Cheques Purchased) and Balances with the Central Bank of Turkey	0,03	0,49	-	2,78
Banks	-	-	-	7,65
Financial Assets at Fair Value Through Profit or Loss (Net)	5,15	6,71	-	7,30
Interbank Money Market Placements	0,15	0,43	-	-
Financial Assets Available-for-Sale (Net)	-	-	-	8,97
Loans	3,78	4,13	-	14,76
Liabilities				
Bank Deposits	-	0,47	-	8,23
Other Deposits	1,12	1,76	1,40	9,31
Funds From Interbank Money Market	-	-	-	7,50
Funds Borrowed	1,88	3,65	-	15,14

**CONVENIENCE TRANSLATION OF PUBLICLY ANNOUNCED
UNCONSOLIDATED FINANCIAL STATEMENTS ORIGINALLY ISSUED
IN TURKISH, SEE NOTE 3.I**

HSBC BANK A.Ş.

NOTES RELATED TO UNCONSOLIDATED FINANCIAL STATEMENTS AT 30 SEPTEMBER 2016

(Unless otherwise stated amounts are expressed in thousands of Turkish Lira (“TL”).)

V. EXPLANATIONS ON INTEREST RATE RISK (Continued)

Prior Period - 31 December 2015	Euro	US Dollar	Yen	TL
Assets				
Cash Equivalents (Cash in Vault, Foreign Currency Cash, Money in Transit, Cheques Purchased) and Balances with the Central Bank of Turkey	-	0,49	-	1,81
Banks	-	0,37	-	-
Financial Assets at Fair Value Through Profit or Loss (Net)	5,17	6,58	-	9,30
Interbank Money Market Placements	0,03	0,38	-	10,74
Financial Assets Available-for-Sale (Net)	-	-	-	9,15
Loans	3,36	3,68	-	14,17
Liabilities				
Bank Deposits	-	-	-	6,48
Other Deposits	0,95	1,66	1,23	10,35
Funds From Interbank Money Market	-	-	-	7,50
Funds Borrowed	1,78	3,16	-	14,53

VI. EXPLANATIONS ON POSITION RISK OF EQUITY SECURITIES IN BANKING BOOK

a. Position risk of equity securities in banking book

(i) Comparison of carrying, fair and market values of equity shares

The Parent Bank’s equity securities which are not publicly traded are booked as their cost value, if calculation of fair value cannot be determined properly.

(ii) Realised gains/losses, unrealised gains/losses on revaluation surpluses from equity securities and amounts included in core and supplementary capitals

None.

VII. EXPLANATIONS ON LIQUIDITY RISK

Information about the liquidity risk management including factors such as risk capacity of the bank, responsibilities and the structure of liquidity risk management, reporting of the liquidity risk within the Bank and providing communication with Board of Directors and line of businesses in terms of liquidity risk strategy,policy and applications:

The Bank has adopted principle of funding the liquidity and funding management of the Bank with core funding instruments. Funds required must be available even under stressed conditions particular to the Bank and the Market

The Bank’s short term liquidity is managed by the Balance Sheet Management which is associated to the treasury function and the management of liquidity and funding risks of the banking portfolio is conducted by Assets and Liabilities and Capital Management Unit (ALCM) operating under Finance department, within the framework of risk policies and risk appetite approved by Board of Directors. Board of Directors determines risk appetite and internal risk limits of liquidity. In terms of the approving risk appetite, inherent liquidity limits, and considering Bank’s strategy and market conditions, Assets and Liabilities Committee (ALCO) is the decision making body regarding balance sheet management, identification and efficiency of funding sources, and determination of potential risks. The Asset-Liability Management Committee is responsible for preparing middle and long term liquidity strategies.

Strategic funding plan forms up the primary basis of the liquidity and funding risk management, updated at least in annual basis and formed up within the scope of risk appetite. According to the strategic funding plan approved by ALCO, actions are considered in order to provide the most cost-efficient, diversified and stable funding resources in terms of maturity, currency and funding resource to monitor and evaluate balance sheet movements and projections and the current status of the balance sheet by APSY.

**CONVENIENCE TRANSLATION OF PUBLICLY ANNOUNCED
UNCONSOLIDATED FINANCIAL STATEMENTS ORIGINALLY ISSUED
IN TURKISH, SEE NOTE 3.I**

HSBC BANK A.Ş.

NOTES RELATED TO UNCONSOLIDATED FINANCIAL STATEMENTS AT 30 SEPTEMBER 2016

(Unless otherwise stated amounts are expressed in thousands of Turkish Lira (“TL”).)

VII. EXPLANATIONS ON LIQUIDITY RISK (Continued)

In addition, current and planned liquidity positions of bank is tracked at tactical ALCO meetings with the participation of business representatives at least on weekly basis and business line representatives are informed if necessary actions are to be taken. The aim of these meetings is to ensure prevention of negative net cash flow of the bank liquidity and prevention exceeding limits by comparing the current situation regarding to the balance sheet structure of business line with the approved limit usage of strategic funding plans and liquidity.

Information regarding functioning of liquidity management and the extent of centralization in funding strategy amid the Bank and its subsidiaries:

All subsidiaries of the controlling shareholder of the Bank plan and manage their liquidity within the limits of their risk appetite and internal limits.

The information about the Bank’s funding strategy including policies on diversification of its sources and tenor of funding:

Liquidity and funding management of the Bank adopts funding illiquid assets with core funding instruments and funds in the need of to be always available as a principle. Core funding instruments consist of core deposit and long term non-deposit debt instruments. Within this context, liquidity and funding management is primarily based on the stability of Banks’ deposit base and considers total core deposits as primary measurement. Deposits of retail banking customers is the primary component of funding management because they are more stable and cost-efficient compared to other line of businesses. Moreover, other debt instruments with maturities of medium and long term are also used because of diversifying and balancing funding base in terms of maturity, currency, fund resource and cost; and because their average deposit maturity is less compared to the assets.

Information on liquidity management based on currency which consists of a minimum of 5% of the Bank’s total liabilities:

Almost all of Banks’ total liabilities are in TL, USD and EURO. Liabilities in TL are generally consists of deposits, repurchase agreements and Shareholder’s Equity. Liabilities in FC consists of deposits in FC and other debt instruments in FC.

Consolidated liquidity measurement of the Banks’ total liquidity and selected currencies for short and long terms is planned within the context of strategic funding plan. The FC and total internal risk limits approvals of Board of Directors is available.

Information on liquidity risk mitigation techniques:

Internal liquidity limits above legal limits and liquidity buffer is used in order to lower liquidity risk. Funding resources are diversified as much as possible by planning cash inflows and outflows within the context of strategic funding plan. Therefore, effective management of concentrations is ensured in terms of maturity, currency and funding resources. The Bank also uses derivative transactions in order to lower liquidity risks.

Explanation of the usage of stress test:

Along with the legal liquidity risk calculations and restrictions, in terms of liquidity management, stress tests and scenario analyses are performed in accordance with the international liquidity management policies of the HSBC. In these scenarios, liquidity crisis scenarios of Bank and macro liquidity crisis scenarios are evaluated and triggering factors of liquidity risk and prewarning signals are tracked. Analyses and results of the liquidity risk are tracked in tactical ALCO meetings weekly and in ALCO-Market Risk Committees monthly.

General Information on liquidity emergency and contingency plans:

Liquidity Emergency and Contingency Plan is approved by the BoD and ALCO and renewed on yearly basis. The plan contains detailed analyses and information about the actions to be taken in crisis management and employees responsible for the process, liquidity Access resources, liquidity situation of the Bank, early warning indicators within graded liquidity crisis scenarios.

**CONVENIENCE TRANSLATION OF PUBLICLY ANNOUNCED
UNCONSOLIDATED FINANCIAL STATEMENTS ORIGINALLY ISSUED
IN TURKISH, SEE NOTE 3.I**

HSBC BANK A.Ş.

NOTES RELATED TO UNCONSOLIDATED FINANCIAL STATEMENTS AT 30 SEPTEMBER 2016

(Unless otherwise stated amounts are expressed in thousands of Turkish Lira (“TL”).)

VII. EXPLANATIONS ON LIQUIDITY RISK (Continued)

a. Liquidity coverage rate:

The change in matters that impact liquidity coverage rate and units that are used for the calculation of the ratio:

Liquidity coverage rate is calculated by dividing high quality liquid assets that Bank owns to net cash outflows with maturity of 1 month. Reserve requirements kept by CBT, reverse repurchase agreements, securities that are not subject to repurchase/collateral held for providing liquidity, corporate and bank deposits that may cause high cash outflows, non-deposit borrowings that are became due and receivables from banks form the most important components which affect the results of liquidity coverage rate due to the liquidity of the assets, having high volume in net cash outflows and having high rate of consideration.

Since the internal liquidity limits of the bank is more conservative compared to liquidity coverage rate, bank liquidity coverage rate is greater than legal and internal limits. The ratio may fluctuate periodically due to reasons listed below;

- Changes in reserve requirements because of using FC reserve option in reserve requirement accounts kept by CBT.
- Transfer of the short-term liquidity to Money markets instead of debt instruments issued by CBT based on market conditions.
- Fluctuations of bank and corporate deposits that are highly considered in fund resources.
- Fluctuations that may occur due to the aging of non-deposit borrowings.
- Less than 1 month remaining maturity of cash inflows/outflows resulted specifically from FC derivative transactions.

Explanation regarding the components of high quality liquid assets:

High quality liquid assets consists of cash, effective depot, cheques purchased, time and demand deposit by CBT, reverse repurchase transactions and securities that are not subject to repurchase/collateral for providing liquidity.

Components density of fund resources in all funds:

The Bank’s founding sources are consisted of real person and retail deposit, corporate bank deposits, repurchase agreements and borrowings. Deposits that are used for founding consists 55% of total liabilities.

Information about cash outflows resulted from derivative transactions and transactions that are likely to be collateralized:

Cash outflows resulted from derivative transactions are taken into account of liquidity coverage rate calculation by considering TL and FC net cash flows with 30-days maturity. Net cash flows resulted from derivative transactions have minimal effect on total liquidity coverage rate. However, as a result of shifts in derivative volumes due to FC derivatives used in the management of cash flows and incoming maturities of derivative transactions, periodic fluctuations on FC liquidity coverage rate may occur.

Concentration limits of collaterals in terms of fund resources based on counterparty and products:

Within the context of strategic funding plan, cash inflows and outflows are planned and effective management of concentration of fund resources in terms of maturity, currency and fund resource is projected. In the context, customer-based deposit concentrations, limits and usages set up for the counterparties in non-deposit borrowings and maturity-based distribution of non-deposit borrowings are tracked and reported to ALCO every month periodically.

Exposed liquidity risk in the need of funding based on the bank itself, foreign branches and consolidated subsidiaries while considering operational and legal factors hampering liquidity transfer:

Liquidity risks of the Bank’s foreign branches are managed in compliance with the regulations of related country.

**CONVENIENCE TRANSLATION OF PUBLICLY ANNOUNCED
UNCONSOLIDATED FINANCIAL STATEMENTS ORIGINALLY ISSUED
IN TURKISH, SEE NOTE 3.I**

HSBC BANK A.Ş.

NOTES RELATED TO UNCONSOLIDATED FINANCIAL STATEMENTS AT 30 SEPTEMBER 2016

(Unless otherwise stated amounts are expressed in thousands of Turkish Lira (“TL”).)

VII. EXPLANATIONS ON LIQUIDITY RISK (Continued)

Current Period – 30.09.2016	Total value to which the consideration ratio is not applied (*)		Total value to which the consideration ratio is applied (*)	
	TL+FC	FC	TL+FC	FC
HIGH QUALITY LIQUID ASSETS				
High Quality Liquid Assets			3.564.432	2.009.811
Cash Outflows				
Real person and retail deposits	11.986.650	6.726.141	954.339	584.470
Stable deposits	4.886.526	1.762.879	244.326	88.144
Less stable deposits	7.100.124	4.963.262	710.013	496.326
Unsecured debts other than real person and retail deposits	4.529.583	2.329.230	2.333.788	1.007.233
Operational deposits	58.174	-	2.909	-
Non-operational deposits	676.645	292.321	483.855	169.510
Other unsecured debts	3.794.764	2.036.909	1.847.024	837.723
Secured debts	-	-	-	-
Other cash outflows	24.227	1.213.552	24.227	1.213.552
Derivative liabilities and collateral completion liabilities	24.227	1.213.552	24.227	1.213.552
Debts related to the structured financial products	-	-	-	-
Payment commitments for debts to financial markets and other off-the-balance sheet liabilities	-	-	-	-
Other off-the-balance sheet and revocable (without contingency) liabilities and other contractual liabilities	7.009.927	277.583	350.496	13.879
Other irrevocable or revocable (based on conditions) off-the-balance sheet debts	896.816	-	269.045	-
TOTAL CASH OUTFLOWS			3.931.894	2.819.134
Cash inflows				
Secured liabilities	-	-	-	-
Unsecured liabilities	5.333.668	2.934.819	4.096.981	2.805.849
Other cash inflows	213.511	2.014.419	213.511	2.014.419
TOTAL CASH INFLOWS	5.547.179	4.949.238	4.310.492	4.820.268
			Values to which the upper limit is applied	
TOTAL HIGH QUALITY LIQUID ASSETS INVENTORY			3.564.432	2.009.811
TOTAL NET CASH OUTFLOWS			982.974	704.784
LIQUIDITY COVERAGE RATIO (%)			362,62	285,17

(*) Simple arithmetic average for last 3 months is calculated for items of the table which are calculated by weekly simple arithmetic averages.

Table below represents lowest, highest and average liquidity coverage rates for three month period of 2016

	Current Period - 30.09.2016	
	TL+FC	FC
Highest (%)	453,84	394,45
Date	19.09.2016	15.08.2016
Lowest (%)	281,39	194,03
Date	18.07.2016	26.09.2016
Average (%)	362,62	285,17

**CONVENIENCE TRANSLATION OF PUBLICLY ANNOUNCED
UNCONSOLIDATED FINANCIAL STATEMENTS ORIGINALLY ISSUED
IN TURKISH, SEE NOTE 3.I**

HSBC BANK A.Ş.

NOTES RELATED TO UNCONSOLIDATED FINANCIAL STATEMENTS AT 30 SEPTEMBER 2016

(Unless otherwise stated amounts are expressed in thousands of Turkish Lira ("TL").)

VII. EXPLANATIONS ON LIQUIDITY RISK (Continued)

Prior Period – 31.12.2015	Total value to which the consideration ratio is not applied (*)		Total value to which the consideration ratio is applied (*)	
	TL+FC	FC	TL+FC	FC
HIGH QUALITY LIQUID ASSETS				
High Quality Liquid Assets			4.524.540	3.225.413
Cash Outflows				
Real person and retail deposits	14.062.330	7.395.097	1.124.674	645.522
Stable deposits	5.631.175	1.879.747	281.559	93.987
Less stable deposits	8.431.155	5.515.350	843.115	551.535
Unsecured debts other than real person and retail deposits	6.397.726	3.557.276	3.265.558	1.641.099
Operational deposits	96.617	-	4.831	-
Non-operational deposits	765.683	348.711	450.296	151.368
Other unsecured debts	5.535.426	3.208.565	2.810.431	1.489.731
Secured debts	-	-	-	-
Other cash outflows	-	1.194.008	-	1.194.008
Derivative liabilities and collateral completion	-	1.194.008	-	1.194.008
Debts related to the structured financial products	-	-	-	-
Payment commitments for debts to financial markets and other off-the-balance sheet liabilities	-	-	-	-
Other off-the-balance sheet and revocable (without contingency) liabilities and other contractual liabilities	7.858.760	364.074	392.938	18.204
Other irrevocable or revocable (based on conditions) off- the balance sheet debts	961.674	-	288.502	-
TOTAL CASH OUTFLOWS			5.071.673	3.498.833
Cash inflows				
Secured liabilities	-	-	-	-
Unsecured liabilities	5.133.508	2.694.088	3.927.621	2.541.582
Other cash inflows	519.196	89.927	519.196	89.927
TOTAL CASH INFLOWS	5.652.704	2.784.015	4.446.817	2.631.509
			Values to which the upper limit is applied	
TOTAL HIGH QUALITY LIQUID ASSETS INVENTORY			4.524.540	3.225.413
TOTAL NET CASH OUTFLOWS			1.267.918	874.708
LIQUIDITY COVERAGE RATIO (%)			356,85	368,74

(*) Simple arithmetic average for last three months is calculated for items of the table which are calculated by weekly simple arithmetic averages.

Table below represents lowest, highest and average liquidity coverage rates for year 2015.

	Prior Period - 31.12.2015	
	TL+FC	FC
Highest (%)	385,13	482,62
Date	23.11.2015	02.11.2015
Lowest (%)	281,65	152,61
Date	28.09.2015	28.09.2015
Average (%)	356,85	368,74

**CONVENIENCE TRANSLATION OF PUBLICLY ANNOUNCED
UNCONSOLIDATED FINANCIAL STATEMENTS ORIGINALLY ISSUED
IN TURKISH, SEE NOTE 3.I**

HSBC BANK A.Ş.

NOTES RELATED TO UNCONSOLIDATED FINANCIAL STATEMENTS AT 30 SEPTEMBER 2016

(Unless otherwise stated amounts are expressed in thousands of Turkish Lira (“TL”).)

VII. EXPLANATIONS ON LIQUIDITY RISK (Continued)

b. Breakdown of assets and liabilities according to their outstanding maturities:

Current Period - 30 September 2016	Demand	Up to 1 Month	1 - 3 Months	3 - 12 Months	1 - 5 Years	5 Years and Over	Unallocated	Total
Assets								
Cash Equivalents (Cash in Vault, Foreign Currency Cash, Money in Transit, Cheques Purchased) and Balances with the Central Bank of Turkey	4.409.490	2.319.585	-	-	-	-	-	6.729.075
Banks	136.896	150.459	-	-	1.954	-	-	289.309
Financial Assets at Fair Value through Profit or Loss (Net)	5.196	78.709	599.564	442.711	258.092	123.859	-	1.508.131
Interbank Money Market Placements	-	2.576.699	-	-	-	-	-	2.576.699
Financial Assets Available-for-Sale (Net)	-	-	198.211	572.644	698.592	3.724	6.430	1.479.601
Loans (*)	-	5.069.162	2.783.600	2.655.580	4.412.103	888.278	478.169	16.286.892
Investments Held-to-maturity (Net)	-	-	-	-	-	-	-	-
Other Assets (**)	-	70.981	-	7.927	337.159	-	183.844	599.911
Total Assets	4.551.582	10.265.595	3.581.375	3.678.862	5.707.900	1.015.861	668.443	29.469.618
Liabilities								
Bank Deposits	45.865	3.062.551	-	-	-	-	-	3.108.416
Other Deposits	2.836.530	10.179.702	2.146.639	207.020	885	-	-	15.370.776
Funds from Interbank Money Market	-	674.715	-	-	-	-	-	674.715
Miscellaneous Payables	-	219.820	72.854	51.314	148	-	-	344.136
Issued Marketable Securities (Net)	-	-	-	-	-	-	-	-
Funds Borrowed	11.563	81.832	643.671	1.448.295	2.132.991	1.695.661	-	6.014.013
Other Liabilities (***)	-	104.300	46.358	276.427	524.236	64.934	2.941.307	3.957.562
Total Liabilities	2.893.958	14.322.920	2.909.522	1.983.056	2.658.260	1.760.595	2.941.307	29.469.618
Net Liquidity Gap	1.657.624	(4.057.325)	671.853	1.695.806	3.049.640	(744.734)	(2.272.864)	-
Prior Period - 31 December 2015								
Total Assets	720.597	12.822.196	3.346.953	5.541.111	7.324.976	1.159.631	731.929	31.647.393
Total Liabilities	3.385.257	14.313.138	3.021.921	2.038.948	4.026.993	1.684.389	3.176.747	31.647.393
Net Liquidity Gap	(2.664.660)	(1.490.942)	325.032	3.502.163	3.297.983	(524.758)	(2.444.818)	-

(*) Loans include the factoring receivables amounting to TL 386.503 (31 December 2015: TL 584.068).

(**) Assets that are necessary for banking activities and that cannot be liquidated in the short-term, such as fixed and intangible assets, investments, subsidiaries, stationery, pre-paid expenses and non-performing loans, are classified in this column.

(***) Shareholders' Equity is presented under "Other Liabilities" item in the "Unallocated" column.

c. Explanations on securitization positions:

None.

**CONVENIENCE TRANSLATION OF PUBLICLY ANNOUNCED
UNCONSOLIDATED FINANCIAL STATEMENTS ORIGINALLY ISSUED
IN TURKISH, SEE NOTE 3.I**

HSBC BANK A.Ş.

NOTES RELATED TO UNCONSOLIDATED FINANCIAL STATEMENTS AT 30 SEPTEMBER 2016

(Unless otherwise stated amounts are expressed in thousands of Turkish Lira (“TL”))

VIII. EXPLANATIONS ON LEVERAGE RATIO

Below is the table on leverage ratio according to the Guideline of the Measuring and Evaluating Banks’ Leverage Rate, published in the Official Gazette no.28812 and dated 5 November 2013.

	Current Period 30.09.2016 (*)	Prior Period 31.12.2015 (*)
Assets On the Balance Sheet		
Assets on the balance sheet (excluding derivative financial instruments and loan derivatives, including collaterals)	25.436.671	30.263.542
(Assets deducted from core capital)	(32.486)	(46.771)
Total risk amount for assets on the balance sheet	25.404.185	30.216.771
Derivative Financial Instruments and Loan Derivatives		
Renewal cost of derivative financial instruments and loan derivatives	673.623	775.366
Potential credit risk amount of derivative financial instruments and loan derivatives	497.272	612.386
Total risk amount of derivative financial instruments and loan derivatives	1.170.895	1.387.752
Financing Transactions With Securities Or Goods Warranties		
Risk amount of financial transactions with securities or goods warranties (excluding those in the balance sheet)	76.580	38.133
Risk amount arising from intermediated transactions	-	-
Total risk amount of financing transactions with securities or goods warranties	76.580	38.133
Off-the-Balance Sheet Transactions		
Gross nominal amount of the off-the-balance sheet transactions	20.596.404	10.556.199
Adjustment amount arising from multiplying by the credit conversion rate	-	-
Total risk amount for off-the-balance sheet transactions	20.596.404	10.556.199
Capital and Total Risk		
Core capital	2.528.410	2.655.756
Total risk amount	47.248.064	42.198.855
Leverage Ratio		
Leverage Ratio (%)	5,35	6,29

(*) Table represents three month average amounts.

**CONVENIENCE TRANSLATION OF PUBLICLY ANNOUNCED
UNCONSOLIDATED FINANCIAL STATEMENTS ORIGINALLY ISSUED
IN TURKISH, SEE NOTE 3.I**

HSBC BANK A.Ş.

NOTES RELATED TO UNCONSOLIDATED FINANCIAL STATEMENTS AT 30 SEPTEMBER 2016

(Unless otherwise stated amounts are expressed in thousands of Turkish Lira (“TL”).)

IX. EXPLANATIONS ON RISK MANAGEMENT

Notes and explanations in this section have been prepared in accordance with the Communiqué On Disclosures About Risk Management To Be Announced To Public By Banks that have been published in Official Gazette no. 29511 on 23 October 2015 and became effective as of 31 March 2016. According to Communiqué have to be presented on a quarterly basis. Due to usage of standard approach for the calculation of capital adequacy by the Bank, the following tables have not been presented on 30 September 2016:

- RWA flow statements of CCR exposures under the Internal Model Method (IMM)
- RWA flow statements of credit risk exposures under IRB
- RWA flow statements of market risk exposures under an IMA

a. Explanations on Risk Management and Risk Weighted Amount:

1. Overview of Risk Weighted Amounts:

	Risk Weighted Amounts		Minimum
	Current Period 30 September 2016	Prior Period 31 December 2015	Capital Requirements Current Period 30 September 2016
Credit risk (excluding counterparty credit risk) (CCR) (*)		23.823.694	1.612.735
Standardised approach (SA)	20.159.177	23.823.694	1.612.735
Internal rating-based (IRB) approach	-	-	-
Counterparty credit risk	906.355	19.952	72.508
Standardised approach for counterparty credit risk (SA-CCR)	906.355	19.952	72.508
Internal model method (IMM)	-	-	-
Equity position in banking book under basic risk weighting or internal rating-based	-	-	-
Equity investments in funds – look-through approach	-	-	-
Equity investments in funds – mandate-based approach	-	-	-
Equity investments in funds – 1250% risk weighting approach	-	-	-
Settlement risk	-	-	-
Securitisation exposures in banking book	-	-	-
IRB ratings-based approach (RBA)	-	-	-
IRB supervisory formula approach (SFA)	-	-	-
SA/simplified supervisory formula approach (SSFA)	-	-	-
Market risk	990.488	1.290.363	79.239
Standardised approach (SA)	990.488	1.290.363	79.239
Internal model approaches (IMM)	-	-	-
Operational risk	3.262.352	3.248.598	260.988
Basic indicator approach	3.262.352	3.248.598	260.988
Standardised approach	-	-	-
Advanced measurement approach	-	-	-
Amounts below the thresholds for deduction from capital (subject to 250% risk weight)	-	-	-
Floor adjustment	-	-	-
TOTAL	25.318.372	28.382.607	2.025.470

**CONVENIENCE TRANSLATION OF PUBLICLY ANNOUNCED
UNCONSOLIDATED FINANCIAL STATEMENTS ORIGINALLY ISSUED
IN TURKISH, SEE NOTE 3.I**

HSBC BANK A.Ş.

NOTES RELATED TO UNCONSOLIDATED FINANCIAL STATEMENTS AT 30 SEPTEMBER 2016

(Unless otherwise stated amounts are expressed in thousands of Turkish Lira (“TL”).)

X. EXPLANATIONS ON THE PRESENTATION OF FINANCIAL ASSETS AND LIABILITIES AT THEIR FAIR VALUES

Not disclosed in compliance with the Article 25 of the communiqué “Financial Statements and Related Disclosures and Footnotes to be Announced to Public by Banks”.

XI. EXPLANATIONS ON THE ACTIVITIES CARRIED OUT ON BEHALF AND ACCOUNT OF OTHER PEOPLE

Not disclosed in compliance with the Article 25 of the communiqué “Financial Statements and Related Disclosures and Footnotes to be Announced to Public by Banks”.

**CONVENIENCE TRANSLATION OF PUBLICLY ANNOUNCED
UNCONSOLIDATED FINANCIAL STATEMENTS ORIGINALLY ISSUED
IN TURKISH, SEE NOTE 3.I**

HSBC BANK A.Ş.

NOTES RELATED TO UNCONSOLIDATED FINANCIAL STATEMENTS AT 30 SEPTEMBER 2016

(Unless otherwise stated amounts are expressed in thousands of Turkish Lira (“TL”))

XII. EXPLANATIONS ON OPERATING SEGMENTS

The Bank operates in retail banking, corporate and investment banking, treasury and capital markets.

In the retail banking segment, the Bank provides debit card, credit card, deposits, consumer loan, payment and collection, premier customer services, custodian services, financial planning, insurance products services. In corporate and commercial banking segment, the Bank provides loans, commercial card, foreign trade financing, structured trading financing, export financing, syndications, custodian services, cash and risk management services. In the corporate and investment banking segment, the Bank provides loan and investment services, commercial card, insurance products, cash and risk management services to its customers. Also the Bank provides marketable securities transactions, gold and foreign exchange transactions, derivative transactions and money market transactions services to its customers.

	Retail Banking	Corporate and Investment Banking	Treasury and Capital Markets	Other	Bank's Total Activities
Current Period - 30 September 2016					
Operating Income	727.873	393.598	204.409	-	1.325.880
Other	-	-	-	-	-
Operating Income	727.873	393.598	204.409	-	1.325.880
Segment Net Profit	-	-	-	-	-
Undistributed Cost	-	-	-	-	-
Operating Profit/(Loss)	(388.720)	121.181	156.699	(46.014)	(156.854)
Profit/(Loss) before Tax	(388.720)	121.181	156.699	(46.014)	(156.854)
Corporate Tax Provision (*)	-	-	-	(5.154)	(5.154)
Profit/(Loss) after Tax	(388.720)	121.181	156.699	(51.168)	(162.008)
Non-Controlling Interest	-	-	-	-	-
Net Profit/(Loss) for the Period	(388.720)	121.181	156.699	(51.168)	(162.008)
Segment Assets	6.778.330	12.904.521	9.751.744	-	29.434.595
Associates and Subsidiaries	-	-	34.753	270	35.023
Undistributed Assets	-	-	-	-	-
Total Assets	6.778.330	12.904.521	9.786.497	270	29.469.618
Segment Liabilities	12.238.482	7.451.291	5.594.476	4.185.369	29.469.618
Undistributed Liabilities	-	-	-	-	-
Total Liabilities	12.238.482	7.451.291	5.594.476	4.185.369	29.469.618
Other Segment Items	(305.444)	(6.567)	(4.394)	-	(316.405)
Capital Investment	-	-	-	-	-
Amortization	(27.684)	(6.567)	(2.534)	-	(36.785)
Impairment	-	-	(1.860)	-	(1.860)
Non-Cash Other Income-Expense (**)	(277.760)	-	-	-	(277.760)

(*) Corporate tax provision is not distributed.

(**) Non-Cash Other Income-Expense includes other income and expense accruals and provisions.

**CONVENIENCE TRANSLATION OF PUBLICLY ANNOUNCED
UNCONSOLIDATED FINANCIAL STATEMENTS ORIGINALLY ISSUED
IN TURKISH, SEE NOTE 3.I**

HSBC BANK A.Ş.

NOTES RELATED TO UNCONSOLIDATED FINANCIAL STATEMENTS AT 30 SEPTEMBER 2016

(Unless otherwise stated amounts are expressed in thousands of Turkish Lira (“TL”).)

X. EXPLANATIONS ON OPERATING SEGMENTS (Continued)

	Retail Banking	Corporate and Investment Banking	Treasury and Capital Markets	Other	Bank's Total Activities
Prior Period - 31 December 2015					
Operating Income (***)	839.540	381.179	216.038	-	1.436.757
Other (***)	-	-	-	-	-
Operating Income (***)	839.540	381.179	216.038	-	1.436.757
Segment Net Profit (***)	-	-	-	-	-
Undistributed Cost (***)	-	-	-	-	-
Operating Profit/(Loss) (***)	(366.881)	44.486	159.923	(12.527)	(174.999)
Profit/(Loss) before Tax (***)	(366.881)	44.486	159.923	(12.527)	(174.999)
Corporate Tax Provision (*) (***)	-	-	-	(51.280)	(51.280)
Profit/(Loss) after Tax (***)	(366.881)	44.486	159.923	(63.807)	(226.279)
Non-Controlling Interest (***)	-	-	-	-	-
Net Profit/(Loss) for the Period (***)	(366.881)	44.486	159.923	(63.807)	(226.279)
Segment Assets	8.181.918	13.457.128	9.973.324	-	31.612.370
Associates and Subsidiaries	-	-	34.753	270	35.023
Undistributed Assets	-	-	-	-	-
Total Assets	8.181.918	13.457.128	10.008.077	270	31.647.393
Segment Liabilities	14.527.971	5.388.985	7.419.822	4.310.615	31.647.393
Undistributed Liabilities	-	-	-	-	-
Total Liabilities	14.527.971	5.388.985	7.419.822	4.310.615	31.647.393
Other Segment Items (***)	384.888	(7.291)	(5.238)	-	372.359
Capital Investment	-	-	-	-	-
Amortization	(32.111)	(7.291)	(2.416)	-	(41.818)
Impairment	-	-	(2.822)	-	(2.822)
Non-Cash Other Income-Expense (**)	416.999	-	-	-	416.999

(*) Corporate tax provision is not distributed.

(**) Non-Cash Other Income-Expense includes other income and expense accruals and provisions.

(***) Items of income and expense are the amounts for the period ended 30 September 2015.

**CONVENIENCE TRANSLATION OF PUBLICLY ANNOUNCED
UNCONSOLIDATED FINANCIAL STATEMENTS ORIGINALLY ISSUED
IN TURKISH, SEE NOTE 3.I**

HSBC BANK A.Ş.

NOTES RELATED TO UNCONSOLIDATED FINANCIAL STATEMENTS AT 30 SEPTEMBER 2016

(Unless otherwise stated amounts are expressed in thousands of Turkish Lira (“TL”).)

SECTION FIVE

**EXPLANATIONS AND NOTES RELATED TO UNCONSOLIDATED
FINANCIAL STATEMENTS**

I. EXPLANATIONS AND NOTES RELATED TO ASSETS

a. Information related to cash equivalents and balances with the Central Bank of the Republic of Turkey (The “CBRT”):

1. Information on cash equivalents and balances with the CBRT:

	Current Period 30 September 2016		Prior Period 31 December 2015	
	TL	FC	TL	FC
Cash/Foreign Currency	185.052	146.153	217.225	216.614
The CBRT	135.019	6.245.461	114.993	2.831.815
Other (*)	-	17.390	280	13.547
Total	320.071	6.409.004	332.498	3.061.976

(*) As of 30 September 2016, account of Precious Metal is amounting to TL 17.390 , and there is no Bank money in transit. (31 December 2015: Precious metal: TL 13.547, Money in Transit: TL 280).

2. Information related to balances with the CBRT:

	Current Period 30 September 2016		Prior Period 31 December 2015	
	TL	FC	TL	FC
Unrestricted Demand Deposit	135.019	2.223	114.993	1.444
Unrestricted Time Deposit	-	-	-	-
Restricted Time Account	-	3.923.653	-	-
Reserve Requirements	-	2.319.585	-	2.830.371
Total	135.019	6.245.461	114.993	2.831.815

3. Explanation on reserve deposits:

The banks operating in Turkey are subject to the Central Bank of the Republic of Turkey’s Communiqué numbered 2005/1 and are required to keep a deposit at the CBRT for their Turkish Lira, USD and/or Euro and standard gold.

As of 30 September 2016, the reserve deposit rates vary according to their maturity structure; the reserve deposit rates are realized between 4% - 10,50% (31 December 2015: 5% - 11,50%), for TL deposits and other liabilities, and between 9% - 13% for FC deposits (31 December 2015: 9% - 13%).

Based upon press announcement of Central Bank of the Republic of Turkey with number 2014/72 on 21 October 2014, there will be interest payment on TL reserve deposits starting from November 2014. Based upon press announcement of Central Bank of the Republic of Turkey with number 2015/1 on 3 January 2015, Banks will hold reserve deposits between 6% and 18% for reserve deposit requirement generating foreign currency liabilities, depending on the state of deposits and non-deposit liabilities at Central Bank of the Republic of Turkey as of liability statement dated 13 February 2015. Based upon press announcement of Central Bank of the Republic of Turkey with number 2015/19 on 10 March 2015, ratios for reserve deposits of reserve deposit requirement generating foreign currency liabilities, depending on the state of deposits and non-deposit liabilities has been updated as 6% and 20% as of liability statement dated 13 March 2015.

For the liabilities to be realized after 28th August 2015, starting from the maintenance period of 23th October 2015, reserve requirement rate for Banks’ foreign currency liabilities in accordance with the structure of deposits and non-deposit liabilities to be kept by the Central Bank as reserve requirements are updated to between 5% and 25%. As of 28th August 2015, current rates are applied to the current liabilities until maturity.

Based upon press announcement of Central Bank of the Republic of Turkey with number 2015/35 on 2 May 2015, it is adjudicated that interest will be given to Banks’ reserve deposit in USD, reserve options and unrestricted deposits within CBRT with daily determined interest rates.

**CONVENIENCE TRANSLATION OF PUBLICLY ANNOUNCED
UNCONSOLIDATED FINANCIAL STATEMENTS ORIGINALLY ISSUED
IN TURKISH, SEE NOTE 3.I**

HSBC BANK A.Ş.

NOTES RELATED TO UNCONSOLIDATED FINANCIAL STATEMENTS AT 30 SEPTEMBER 2016

(Unless otherwise stated amounts are expressed in thousands of Turkish Lira (“TL”).)

I. EXPLANATIONS AND NOTES RELATED TO ASSETS (Continued)

b. Information on financial assets at fair value through profit or loss:

1. Financial assets given as collateral/blocked and subject to repurchase agreements:

	Current Period 30 September 2016	Prior Period 31 December 2015
Collateral/Blocked	261.111	114.475
Repurchase Agreement	387.305	245.434
Unrestricted	346.574	632.133
Total	994.990	992.042

2. Positive differences table related to trading derivative financial assets:

	Current Period 30 September 2016		Prior Period 31 December 2015	
	TL	FC	TL	FC
Forward Transactions	6.144	33.977	28.508	52.167
Swap Transactions	140.478	250.323	339.911	177.089
Futures Transactions	-	-	-	-
Options	-	82.219	-	53.759
Other	-	-	-	-
Total	146.622	366.519	368.419	283.015

c. Information on banks:

1. Information on banks and other financial institutions:

	Current Period 30 September 2016		Prior Period 31 December 2015	
	TL	FC	TL	FC
Banks				
Domestic	150.033	2	6	344.449
Foreign	59.491	79.783	58.389	92.914
Foreign Head Office and Branches	-	-	-	-
Total	209.524	79.785	58.395	437.363

2. Information on foreign banks balances:

Not disclosed in compliance with the Article 25 of the communiqué “Financial Statements and Related Disclosures and Footnotes to be Announced to Public by Banks”.

**CONVENIENCE TRANSLATION OF PUBLICLY ANNOUNCED
UNCONSOLIDATED FINANCIAL STATEMENTS ORIGINALLY ISSUED
IN TURKISH, SEE NOTE 3.I**

HSBC BANK A.Ş.

NOTES RELATED TO UNCONSOLIDATED FINANCIAL STATEMENTS AT 30 SEPTEMBER 2016

(Unless otherwise stated amounts are expressed in thousands of Turkish Lira (“TL”).)

I. EXPLANATIONS AND NOTES RELATED TO ASSETS (Continued)

d. Information on available-for-sale financial assets:

1. Financial assets given as collateral/blocked and subject to repurchase agreements:

	Current Period 30 September 2016	Prior Period 31 December 2015
Collateral/Blocked	724.319	6.430
Repurchase Agreement	285.588	546.167
Unrestricted	469.694	101.520
Total	1.479.601	654.117

2. Information on financial assets available-for-sale:

	Current Period 30 September 2016	Prior Period 31 December 2015
Debt Securities	1.476.355	628.321
Quoted to Stock Exchange	1.476.355	628.321
Not Quoted	-	-
Share Certificate	6.430	29.635
Quoted to Stock Exchange	-	-
Not Quoted	6.430	29.635
Impairment Provision (-)	3.184	3.839
Total	1.479.601	654.117

e. Information related to loans:

1. Information on all types of loans and advances given to shareholders and employees of the Bank:

	Current Period 30 September 2016		Prior Period 31 December 2015	
	Cash	Non-cash	Cash	Non-cash
Direct Loans Granted to Shareholders	-	202.058	-	214.994
Corporate Shareholders	-	202.058	-	214.994
Real Person Shareholders	-	-	-	-
Indirect Loans Granted to Shareholders	38.726	537.356	20.399	523.499
Loans Granted to Employees	18.050	-	22.321	-
Total	56.776	739.414	42.720	738.493

**CONVENIENCE TRANSLATION OF PUBLICLY ANNOUNCED
UNCONSOLIDATED FINANCIAL STATEMENTS ORIGINALLY ISSUED
IN TURKISH, SEE NOTE 3.I**

HSBC BANK A.Ş.

NOTES RELATED TO UNCONSOLIDATED FINANCIAL STATEMENTS AT 30 SEPTEMBER 2016

(Unless otherwise stated amounts are expressed in thousands of Turkish Lira (“TL”).)

I. EXPLANATIONS AND NOTES RELATED TO ASSETS (Continued)

2. Information on the first and second group loans and other receivables including loans that have been restructured or rescheduled:

	Standard Loans and Other Receivables			Loans and Other Receivables Under Close Monitoring		
	Loans and Other Receivables	Loans and other receivables with revised contract terms	Other	Loans and Other Receivables	Loans and other receivables with revised contract terms	Other
		Restructured or Rescheduled	Other		Restructured or Rescheduled	Other
Non-specialised Loans	14.217.179	584.029	-	625.514	382.001	-
Commercial Loans	6.819.659	531.489	-	308.173	312.238	-
Export Loans	380.877	8.436	-	3.436	1.046	-
Import Loans	-	-	-	-	-	-
Loans Granted to Financial Sector	351.199	-	-	-	-	-
Consumer Loans	2.852.836	3.771	-	152.415	9.139	-
Credit Cards	2.788.780	38.508	-	148.643	58.531	-
Other (*)	1.023.828	1.825	-	12.847	1.047	-
Specialised Loans	-	-	-	-	-	-
Other Receivables	-	-	-	-	-	-
Total	14.217.179	584.029	-	625.514	382.001	-

(*) Includes the factoring receivables amounting to TL 386.503.

Number of Extensions	Standard Loans and Other Receivables	Loans and Other Receivables Under Close Monitoring
Extended by 1 or 2 times	542.259	382.001
Extended by 3, 4 or 5 times	41.770	-
Extended by more than 5 times	-	-
Total	584.029	382.001

Extended period of time	Standard Loans and Other Receivables	Loans and Other Receivables Under Close Monitoring
0 – 6 Months	63.806	9.334
6 – 12 Months	108.003	6.928
1 – 2 Years	193.725	58.242
2 – 5 Years	203.859	145.286
5 years or more	14.636	162.211
Total	584.029	382.001

3. Breakdown of loans according to their maturities:

Not disclosed in compliance with the Article 25 of the communiqué “Financial Statements and Related Disclosures and Footnotes to be Announced to Public by Banks.

**CONVENIENCE TRANSLATION OF PUBLICLY ANNOUNCED
UNCONSOLIDATED FINANCIAL STATEMENTS ORIGINALLY ISSUED
IN TURKISH, SEE NOTE 3.I**

HSBC BANK A.Ş.

NOTES RELATED TO UNCONSOLIDATED FINANCIAL STATEMENTS AT 30 SEPTEMBER 2016

(Unless otherwise stated amounts are expressed in thousands of Turkish Lira (“TL”).)

I. EXPLANATIONS AND NOTES RELATED TO ASSETS (Continued)

4. Information on consumer loans, personal credit cards, personnel loans and personnel credit cards:

	Short-term	Medium and Long-term	Total
Consumer Loans-TL	50.884	2.623.986	2.674.870
Mortgage Loans	-	1.079.231	1.079.231
Automotive Loans	13	6.380	6.393
Consumer Loans	50.871	1.530.997	1.581.868
Other	-	7.378	7.378
Consumer Loans- Indexed to FC	-	1.753	1.753
Mortgage Loans	-	1.739	1.739
Automotive Loans	-	-	-
Consumer Loans	-	14	14
Other	-	-	-
Consumer Loans-FC	-	-	-
Mortgage Loans	-	-	-
Automotive Loans	-	-	-
Consumer Loans	-	-	-
Other	-	-	-
Individual Credit Cards-TL	2.916.794	94.759	3.011.553
Instalment	1.025.943	94.759	1.120.702
Non Instalment	1.890.851	-	1.890.851
Individual Credit Cards-FC	7.912	-	7.912
Instalment	-	-	-
Non Instalment	7.912	-	7.912
Personnel Loans-TL	990	10.873	11.863
Mortgage Loans	-	-	-
Automotive Loans	-	-	-
Consumer Loans	990	10.873	11.863
Other	-	-	-
Personnel Loans- Indexed to FC	-	-	-
Mortgage Loans	-	-	-
Automotive Loans	-	-	-
Consumer Loans	-	-	-
Other	-	-	-
Personnel Loans-FC	-	-	-
Mortgage Loans	-	-	-
Automotive Loans	-	-	-
Consumer Loans	-	-	-
Other	-	-	-
Personnel Credit Cards-TL	6.141	-	6.141
Instalment	2.564	-	2.564
Non Instalment	3.577	-	3.577
Personnel Credit Cards-FC	46	-	46
Instalment	-	-	-
Non Instalment	46	-	46
Overdraft Account-TL (Individual)	329.675	-	329.675
Overdraft Account-FC (Individual)	-	-	-
Total Consumer Loans	3.312.442	2.731.371	6.043.813

**CONVENIENCE TRANSLATION OF PUBLICLY ANNOUNCED
UNCONSOLIDATED FINANCIAL STATEMENTS ORIGINALLY ISSUED
IN TURKISH, SEE NOTE 3.I**

HSBC BANK A.Ş.

NOTES RELATED TO UNCONSOLIDATED FINANCIAL STATEMENTS AT 30 SEPTEMBER 2016

(Unless otherwise stated amounts are expressed in thousands of Turkish Lira (“TL”))

I. EXPLANATIONS AND NOTES RELATED TO ASSETS (Continued)

5. Information on commercial instalment loans and corporate credit cards:

	Short-term	Medium and Long-term	Total
Commercial Instalment Loans-TL	16.273	275.092	291.365
Mortgage Loans	-	2.415	2.415
Automotive Loans	-	1.988	1.988
Consumer Loans	16.273	270.689	286.962
Other	-	-	-
Commercial Instalment Loans- Indexed to FC	10.213	183.657	193.870
Mortgage Loans	-	7.897	7.897
Automotive Loans	-	7.415	7.415
Consumer Loans	10.213	168.345	178.558
Other	-	-	-
Commercial Instalment Loans-FC	-	-	-
Mortgage Loans	-	-	-
Automotive loans	-	-	-
Consumer Loans	-	-	-
Other	-	-	-
Corporate Credit Cards-TL	8.117	1	8.118
Instalment	1.719	1	1.720
Non Instalment	6.398	-	6.398
Corporate Credit Cards-FC	692	-	692
Instalment	-	-	-
Non Instalment	692	-	692
Overdraft Account-TL (Commercial)	27.685	-	27.685
Overdraft Account-FC (Commercial)	-	-	-
Total	62.980	458.750	521.730

6. Loans according to types of borrowers:

Not disclosed in compliance with the Article 25 of the communiqué “Financial Statements and Related Disclosures and Footnotes to be Announced to Public by Banks”.

7. Domestic and foreign loans:

	Current Period 30 September 2016	Prior Period 31 December 2015
Domestic Loans	15.301.365	20.037.159
Foreign Loans	507.358	579.225
Total (*)	15.808.723	20.616.384

(*) Includes the factoring receivables amounting to TL 386.503 (31 December 2015: TL 584.068).

8. Loans granted to investments in associates and subsidiaries:

As of 30 September 2016 and 31 December 2015, the Bank has no loans granted to investments in associates and subsidiaries.

**CONVENIENCE TRANSLATION OF PUBLICLY ANNOUNCED
UNCONSOLIDATED FINANCIAL STATEMENTS ORIGINALLY ISSUED
IN TURKISH, SEE NOTE 3.I**

HSBC BANK A.Ş.
NOTES RELATED TO UNCONSOLIDATED FINANCIAL STATEMENTS AT 30 SEPTEMBER 2016
(Unless otherwise stated amounts are expressed in thousands of Turkish Lira (“TL”).)

I. EXPLANATIONS AND NOTES RELATED TO ASSETS (Continued)

9. Specific provisions provided against loans:

	Current Period	Prior Period
	30 September 2016	31 December 2015
Loans and Receivables with Limited Collectability	33.540	31.486
Loans and Receivables with Doubtful Collectability	140.521	145.851
Uncollectible Loans and Receivables	686.956	608.605
Total	861.017	785.942

10. Information on non-performing loans (Net):

10 (i). Information on non-performing loans and other receivables restructured or rescheduled:

	III. Group	IV. Group	V. Group
	Loans and Other	Loans and Other	Uncollectible
	Receivables with	Receivables with	Loans and Other
	Limited Collectability	Doubtful Collectability	Receivables
Current Period: 30 September 2016			
(Gross Amounts Before Specific Provisions)			
Restructured Loans and Other Receivables	4.055	7.865	10.950
Rescheduled Loans and Other Receivables	-	-	-
Prior Period: 31 December 2015			
(Gross Amounts Before Specific Provisions)			
Restructured Loans and Other Receivables	2.812	10.185	16.941
Rescheduled Loans and Other Receivables	-	-	-

10 (ii). Information on the movement of total non-performing loans:

	III. Group	IV. Group	V. Group
	Loans and Other	Loans and Other	Uncollectible
	Receivables with	Receivables with	Loans and Other
	Limited Collectability	Doubtful Collectability	Receivables
Balance at the end of Prior Period: 31 December 2015	175.867	319.357	749.801
Additions (+)	556.773	4.195	7.511
Transfers from Other Categories of Non-Performing Loans (+)	3.911	497.701	374.039
Transfers to Other Categories of Non-Performing Loans (-)	496.983	375.665	3.002
Collections (-)	49.093	94.170	44.451
Write-offs (-) (*)	-	20.129	266.476
Corporate and Commercial Loans	-	2.489	100.582
Retail Loans	-	5.493	56.879
Credit Cards	-	12.147	109.015
Other	-	-	-
Balance at the End of the Period: 30 September 2016	190.475	331.289	817.422
Specific Provisions (-)	33.540	140.521	686.956
Net Balance in Balance Sheet	156.935	190.768	130.466

(*) The bank has concluded the sale of non performing consumer loans and credit cards amounting to TL 179.676 for TL 21.227 and non performing corporate and commercial loans amounting TL 106.929 for TL 20.100 in 2016.

**CONVENIENCE TRANSLATION OF PUBLICLY ANNOUNCED
UNCONSOLIDATED FINANCIAL STATEMENTS ORIGINALLY ISSUED
IN TURKISH, SEE NOTE 3.I**

HSBC BANK A.Ş.
NOTES RELATED TO UNCONSOLIDATED FINANCIAL STATEMENTS AT 30 SEPTEMBER 2016
(Unless otherwise stated amounts are expressed in thousands of Turkish Lira (“TL”).)

I. EXPLANATIONS AND NOTES RELATED TO ASSETS (Continued)

10 (iii). Information on non-performing loans granted as foreign currency loans:

	III. Group	IV. Group	V. Group
	Loans and Other Receivables with Limited Collectability	Loans and Other Receivables with Doubtful Collectability	Uncollectible Loans and Other Receivables
Current Period: 30 September 2016			
Balance at the End of the Period	-	-	202
Specific Provisions (-)	-	-	96
Net Balance on Balance Sheet	-	-	106
Prior Period: 31 December 2015			
Balance at the End of the Period	-	-	330
Specific Provisions (-)	-	-	115
Net Balance on Balance Sheet	-	-	215

10 (iv). Breakdown of gross and net values of the non-performing loans according to their beneficiary group

	III. Group	IV. Group	V. Group
	Loans and Other Receivables with Limited Collectability	Loans and Other Receivables with Doubtful Collectability	Uncollectible Loans and Other Receivables
Current Period (Net): 30 September 2016			
Loans granted to corporate entities and real persons (Gross)	190.475	331.289	817.422
Specific Provisions Amount (-)	33.540	140.521	686.956
Loans granted to corporate entities and real persons (Net)	156.935	190.768	130.466
Banks (Gross)	-	-	-
Specific Provisions Amount (-)	-	-	-
Banks (Net)	-	-	-
Other Loans and Advances (Gross)	-	-	-
Specific Provisions Amount (-)	-	-	-
Other Loans and Advances (Net)	-	-	-
Prior Period (Net): 31 December 2015			
Loans granted to corporate entities and real persons (Gross)	175.867	319.357	749.801
Specific Provisions Amount (-)	31.486	145.851	608.605
Loans granted to corporate entities and real persons (Net)	144.381	173.506	141.196
Banks (Gross)	-	-	-
Specific Provisions Amount (-)	-	-	-
Banks (Net)	-	-	-
Other Loans and Advances (Gross)	-	-	-
Specific Provisions Amount (-)	-	-	-
Other Loans and Advances (Net)	-	-	-

11. Information on the collection policy of non-performing loans and other receivables

For uncollectible loans, primarily, a reach for an agreement with the company and third parties (natural and/or legal) having guarantees subject to the risk is being sought and actions either aimed at liquidation of collateral in the loan risk warranty or aimed at proceedings without judgement are taken. In case of obtaining no result in consequence of these actions, liquidation subject to requirements within the framework of legal regulations designated by the bank's top management occurs.

**CONVENIENCE TRANSLATION OF PUBLICLY ANNOUNCED
UNCONSOLIDATED FINANCIAL STATEMENTS ORIGINALLY ISSUED
IN TURKISH, SEE NOTE 3.I**

HSBC BANK A.Ş.

NOTES RELATED TO UNCONSOLIDATED FINANCIAL STATEMENTS AT 30 SEPTEMBER 2016

(Unless otherwise stated amounts are expressed in thousands of Turkish Lira (“TL”))

I. EXPLANATIONS AND NOTES RELATED TO ASSETS (Continued)

12. Information on the write-off policy of the Bank:

The general policy of the Bank is oriented to the collection, whereas written off is applied exceptionally.

f. Investments Held-to-maturity:

1. Information on financial assets given as collateral/blocked and subject to repurchase agreements and those:

As of 30 September 2016 and 31 December 2015, the Bank has no investment held to maturity given as collateral/blocked and subject to repurchase agreements.

2. Information on government debt securities held-to-maturity:

As of 30 September 2016 and 31 December 2015, the Bank has no investments as government debt securities held to maturity.

3. Information on investments held-to-maturity:

As of 30 September 2016 and 31 December 2015, the Bank has no investments held to maturity.

4. The movement of investment securities held-to-maturity:

As of 30 September 2016 and 31 December 2015, the Bank has no investments of held to maturity movement.

g. Information on associates (Net):

The Bank has no associates as of 30 September 2016 and 31 December 2015.

h. Information on subsidiaries (Net):

1. Information on unconsolidated/subsidiaries:

a) Unconsolidated subsidiaries:

	Title	Address (City / Country)	Bank's share percentage If different voting percentage (%)	Bank's risk group share percentage (%)
1	HSBC Ödeme Sistemleri ve Bilgisayar Teknolojileri Basın Yayın ve Müşteri Hizmetleri A.Ş.	Esentepe Mahallesi Büyükdere Caddesi No:128 Şişli 34394, İSTANBUL	100,00	0,00
2	HSBC İnternet ve Telekomunikasyon Hizmetleri A.Ş.	Esentepe Mahallesi Büyükdere Caddesi No:128 Şişli 34394, İSTANBUL	96,00	4,00

**CONVENIENCE TRANSLATION OF PUBLICLY ANNOUNCED
UNCONSOLIDATED FINANCIAL STATEMENTS ORIGINALLY ISSUED
IN TURKISH, SEE NOTE 3.I**

HSBC BANK A.Ş.

NOTES RELATED TO UNCONSOLIDATED FINANCIAL STATEMENTS AT 30 SEPTEMBER 2016

(Unless otherwise stated amounts are expressed in thousands of Turkish Lira (“TL”).)

I. EXPLANATIONS AND NOTES RELATED TO ASSETS (Continued)

b) Main financial figures of the subsidiaries, in the order of the above table (*):

	Total Assets	Shareholders’ Equity	Total Fixed Assets	Interest Income	Income from Marketable Securities Portfolio	Current Period Profit / Loss	Prior Period Profit / Loss	Fair Value
1	2.248	1.955	11	-	-	1.365	1.233	-
2	26	24	-	-	-	(14)	(19)	-

(*) Prepared with the non-audited financial statements as of 31 December 2015.

2. Information on the consolidated subsidiaries:

HSBC Yatırım was established as Demir Yatırım on 23 December 1996. The merger of the Demir Yatırım and HSBC Yatırım was realized and the merger agreement was signed, with the Board of Directors decision No. 222 and dated 6 December 2001 based on the authority given to the Board of Directors in accordance with General Assembly decision dated 30 October 2001. Also dissolution of HSBC Yatırım and change of the title of the new merged company to HSBC Yatırım Menkul Değerler A.Ş. was agreed and the merger of these two companies was accomplished as of 11 January 2002.

a) Consolidated subsidiaries:

Title	Address (City/Country)	Bank’s share percentage - If different voting percentage (%)	Bank’s risk group share percentage (%)
1 HSBC Yatırım ve Menkul Değerler A.Ş.	Esentepe Mahallesi Büyükdere Caddesi No:128 Şişli 34394, İSTANBUL	99,87	0,13

b) Main financial figures of the subsidiaries, in the order of the above table (*):

	Total Assets	Shareholders’ Equity	Total Fixed Assets	Interest Income	Income from Marketable Securities Portfolio	Current Period Profit / Loss	Prior Period Profit / Loss (**)	Fair Value
1	102.842	87.274	1.502	4.425	1.991	15.006	21.071	-

(*) Prepared with the non-audited financial statements as of 30 September 2016.

(**) The prior period balances represent the amounts as of 30 September 2015.

**CONVENIENCE TRANSLATION OF PUBLICLY ANNOUNCED
UNCONSOLIDATED FINANCIAL STATEMENTS ORIGINALLY ISSUED
IN TURKISH, SEE NOTE 3.I**

HSBC BANK A.Ş.

NOTES RELATED TO UNCONSOLIDATED FINANCIAL STATEMENTS AT 30 SEPTEMBER 2016

(Unless otherwise stated amounts are expressed in thousands of Turkish Lira (“TL”).)

I. EXPLANATIONS AND NOTES RELATED TO ASSETS (Continued)

3. Movement schedule of the consolidated subsidiaries:

	Current Period 30 September 2016	Prior Period 31 December 2015
Balance at the Beginning of the Period	34.753	34.753
Movements During the Period		
Purchases	-	-
Bonus Shares and Contributions to Capital	-	-
Dividends From Current Year Profit	-	-
Sales/Liquidation	-	-
Revaluation Increase	-	-
Increase/(Decrease) of Valuation	-	-
Balance at the End of the Period	34.753	34.753
Capital Commitments	-	-
Share Percentage at the End of the Period (%)	99,87	99,87

4. Sectoral information on financial subsidiaries and the related carrying amounts:

Subsidiaries	Current Period 30 September 2016	Prior Period 31 December 2015
Banks	-	-
Insurance Companies	-	-
Factoring Companies	-	-
Leasing Companies	-	-
Finance Companies	-	-
Other Financial Subsidiaries	34.753	34.753

5. Subsidiaries quoted on a stock exchange:

The Bank has no subsidiaries quoted on a stock exchange as of 30 September 2016 and 31 December 2015.

i. Information on jointly controlled entities:

- The Bank has no jointly controlled entities as of 30 September 2016 and 31 December 2015.
- As of 30 September 2016 and 31 December 2015, the accounting method is not determined since the Bank has no jointly controlled entities.

j. Information on finance lease(Net):

As of 30 September 2016 and 31 December 2015, the Bank has no finance lease.

**CONVENIENCE TRANSLATION OF PUBLICLY ANNOUNCED
UNCONSOLIDATED FINANCIAL STATEMENTS ORIGINALLY ISSUED
IN TURKISH, SEE NOTE 3.I**

HSBC BANK A.Ş.

NOTES RELATED TO UNCONSOLIDATED FINANCIAL STATEMENTS AT 30 SEPTEMBER 2016

(Unless otherwise stated amounts are expressed in thousands of Turkish Lira (“TL”).)

I. EXPLANATIONS AND NOTES RELATED TO ASSETS (Continued)

k. Information on hedging derivative financial assets:

	Current Period 30 September 2016		Prior Period 31 December 2015	
	TL	FC	TL	FC
Fair Value Hedge	-	-	-	-
Cash Flow Hedge	19.475	-	20.666	-
Foreign Net Investment Hedge	-	-	-	-
Total	19.475	-	20.666	-

l. Explanations on property and equipment:

Not disclosed in compliance with the Article 25 of the communiqué “Financial Statements and Related Disclosures and Footnotes to be Announced to Public by Banks”.

m. Information on intangible assets:

Not disclosed in compliance with the Article 25 of the communiqué “Financial Statements and Related Disclosures and Footnotes to be Announced to Public by Banks”.

n. Information on the investment properties:

As of 30 September 2016 and 31 December 2015, the Bank has no investment properties.

o. Information on deferred tax asset:

The Bank’s deferred tax assets as of 30 September 2016 are explained in Note XVIII of Section Three.

p. Information on assets held for resale and related to discontinued operations:

As of 30 September 2016, assets held for resale of the Bank is TL 2.764 (31 December 2015: TL 3.444).

q. Information on other assets:

	Current Period 30 September 2016	Prior Period 31 December 2015
Miscellaneous Receivables	308.011	129.038
Debited Suspence Accounts	89.172	114.474
Prepaid expenses	45.441	42.695
Other Rediscount Income	8.385	13.925
Other Assets	391	430
Total	451.400	300.562

r. Information on receivables from forward sale of the assets classified in the miscellaneous receivables:

As of 30 September 2016 and 31 December 2015, the Bank has no receivables from forward sale of the assets classified in the miscellaneous receivables.

**CONVENIENCE TRANSLATION OF PUBLICLY ANNOUNCED
UNCONSOLIDATED FINANCIAL STATEMENTS ORIGINALLY ISSUED
IN TURKISH, SEE NOTE 3.I**

HSBC BANK A.Ş.

NOTES RELATED TO UNCONSOLIDATED FINANCIAL STATEMENTS AT 30 SEPTEMBER 2016

(Unless otherwise stated amounts are expressed in thousands of Turkish Lira (“TL”).)

II. EXPLANATIONS AND NOTES RELATED TO LIABILITIES

a. Information on deposits

1. Information on maturity structure of the deposits:

The Bank has no deposits with 7 days maturity and no cumulative deposits.

1 (i). Current Period - 30 September 2016:

	Demand	With 7 Days Maturity	Up to 1 Month	1 - 3 Months	3 - 6 Months	6 Months -1 Year	1 Year and Over	Cumulative Deposit	Total
Saving Deposits	483.532	-	1.088.434	3.360.666	147.982	44.948	27.092	-	5.152.654
Foreign Currency Deposits	1.683.945	-	1.884.379	4.329.576	205.113	102.218	51.514	-	8.256.745
Residents in Turkey	1.369.113	-	1.760.406	3.771.477	167.880	76.139	20.671	-	7.165.686
Residents Abroad	314.832	-	123.973	558.099	37.233	26.079	30.843	-	1.091.059
Public Sector Deposits	114.382	-	-	-	-	-	-	-	114.382
Commercial Deposits	295.777	-	928.550	285.455	5.437	1.723	2.344	-	1.519.286
Other Institutions Deposits	25.066	-	2.071	6.424	29	-	6	-	33.596
Precious Metal Deposit	234.110	-	2.346	52.629	967	4.059	-	-	294.111
Bank Deposits	45.865	-	3.062.553	-	-	-	-	-	3.108.418
The CBRT	-	-	2.800.642	-	-	-	-	-	2.800.642
Domestic Banks	-	-	246.776	-	-	-	-	-	246.776
Foreign Banks	45.865	-	15.135	-	-	-	-	-	61.000
Participation Banks	-	-	-	-	-	-	-	-	-
Other	-	-	-	-	-	-	-	-	-
Total	2.882.677	-	6.968.333	8.034.750	359.528	152.948	80.956	-	18.479.192

1 (ii). Prior Period - 31 December 2015:

	Demand	With 7 Days Maturity	Up to 1 Month	1 - 3 Months	3 - 6 Months	6 Months -1 Year	1 Year and Over	Cumulative Deposit	Total
Saving Deposits	492.572	-	1.399.599	4.450.241	133.484	57.572	45.617	-	6.579.085
Foreign Currency Deposits	2.027.260	-	2.271.819	5.305.202	170.326	108.298	63.515	-	9.946.420
Residents in Turkey	1.711.142	-	2.130.534	4.731.113	118.768	81.121	25.484	-	8.798.162
Residents Abroad	316.118	-	141.285	574.089	51.558	27.177	38.031	-	1.148.258
Public Sector Deposits	94.439	-	-	-	-	-	-	-	94.439
Commercial Deposits	427.419	-	1.001.479	604.159	3.336	4.430	3.786	-	2.044.609
Other Institutions Deposits	20.840	-	2.657	13.598	104	45	76	-	37.320
Precious Metal Deposit	236.379	-	-	34.716	1.824	3.653	153	-	276.725
Bank Deposits	58.240	-	19.521	-	-	-	-	-	77.761
The CBRT	-	-	-	-	-	-	-	-	-
Domestic Banks	8.898	-	19.521	-	-	-	-	-	28.419
Foreign Banks	49.342	-	-	-	-	-	-	-	49.342
Participation Banks	-	-	-	-	-	-	-	-	-
Other	-	-	-	-	-	-	-	-	-
Total	3.357.149	-	4.695.075	10.407.916	309.074	173.998	113.147	-	19.056.359

2. Information on saving deposits insurance:

2 (i). Information on saving deposits under the guarantee of the Saving Deposits Insurance Fund and amounts exceeding the limit of the deposit insurance fund:

	Covered by Deposit Insurance Fund		Exceeding Deposit Insurance Limit	
	Current Period 30 September 2016	Prior Period 31 December 2015	Current Period 30 September 2016	Prior Period 31 December 2015
Saving Deposits	3.027.863	3.691.680	2.051.592	2.772.740
Foreign Currency Saving Deposits	1.654.094	1.807.137	4.553.708	5.124.312
Other Deposits in the Form of Saving Deposits	13.285	12.621	57.217	55.859
Foreign Branches' Deposits under Foreign Authorities' Insurance Coverage	132.073	157.247	131.933	165.793
Off-Shore Banking Regions' Deposits under Foreign Authorities' Insurance Coverage	-	-	-	-
Total	4.827.315	5.668.685	6.794.450	8.118.704

**CONVENIENCE TRANSLATION OF PUBLICLY ANNOUNCED
UNCONSOLIDATED FINANCIAL STATEMENTS ORIGINALLY ISSUED
IN TURKISH, SEE NOTE 3.I**

HSBC BANK A.Ş.

NOTES RELATED TO UNCONSOLIDATED FINANCIAL STATEMENTS AT 30 SEPTEMBER 2016

(Unless otherwise stated amounts are expressed in thousands of Turkish Lira (“TL”).)

II. EXPLANATIONS AND NOTES RELATED TO LIABILITIES (Continued)

2 (ii). Since the head office of the Bank is not located abroad, saving deposit in Turkey are not covered by the saving deposits insurance in another country.

2 (iii). Saving deposits of individuals which are not covered by the Saving Deposit Insurance Fund:

	Current Period 30 September 2016	Prior Period 31 December 2015
Foreign Branches’ Deposits and other accounts	131.933	165.793
Saving Deposits and Other Accounts of Major Shareholders and Deposits of their Mother, Father, Spouse, Children under their worship	-	-
Saving Deposits and Other Accounts of President and Members of Board of Directors, CEO and Vice Presidents and Deposits of their Mother, Father, Spouse, Children under their worship	15.888	9.096
Saving Deposits and Other Accounts in Scope of the Property Holdings Derived from Crime Defined in Article 282 of Turkish Criminal Law No:5237 dated 26/09/2004	-	-
Saving Deposits in Deposit Bank Which Established in Turkey in Order to Engage in Off-shore Banking Activities	-	-

b. Information on trading derivative financial liabilities:

Table of negative differences for trading derivative financial liabilities:

	Current Period 30 September 2016		Prior Period 31 December 2015	
	TL	FC	TL	FC
Forward Transactions	15.498	27.218	16.306	61.093
Swap Transactions	107.689	162.335	83.613	141.810
Future Transactions	-	-	-	-
Options	-	82.882	-	54.346
Other	-	-	-	-
Total	123.187	272.435	99.919	257.249

c. Information on repurchase agreements:

As of 30 September 2016, the Bank has repurchase agreements amounting to TL 674.715 (31 December 2015: TL 790.709).

d. Information on funds borrowed:

1. Information on banks and other financial institutions:

	Current Period 30 September 2016		Prior Period 31 December 2015	
	TL	FC	TL	FC
Borrowings from the CBRT	-	-	-	-
Domestic Bank and Institutions	3.001	3.630	9.650	2.919
Foreign Banks, Institutions and Funds	424.887	3.886.834	612.735	4.726.289
Total	427.888	3.890.464	622.385	4.729.208

**CONVENIENCE TRANSLATION OF PUBLICLY ANNOUNCED
UNCONSOLIDATED FINANCIAL STATEMENTS ORIGINALLY ISSUED
IN TURKISH, SEE NOTE 3.I**

HSBC BANK A.Ş.

NOTES RELATED TO UNCONSOLIDATED FINANCIAL STATEMENTS AT 30 SEPTEMBER 2016

(Unless otherwise stated amounts are expressed in thousands of Turkish Lira (“TL”).)

II. EXPLANATIONS AND NOTES RELATED TO LIABILITIES (Continued)

2. Information on maturity structure of funds borrowed:

	Current Period 30 September 2016		Prior Period 31 December 2015	
	TL	FC	TL	FC
Short-term	3.001	96.251	9.650	336.084
Medium and Long-term	424.887	3.794.213	612.735	4.393.124
Total	427.888	3.890.464	622.385	4.729.208

3. Further information is disclosed for the areas of liability concentrations:

Bank diversifies its funding sources by customer deposits and loans from foreign countries.

e. Information on other liabilities:

Other liabilities of the Bank do not exceed 10% of the total liabilities.

f. Information on financial leasing agreements:

1. Information on obligations under financial leases:

None (31 December 2015: None).

2. Information on financial lease:

The Bank makes a contract which is operating lease agreement for its some branches and ATMs. Lease agreements are made on an annual basis and annual lease payment is paid in advance. In accordance with that payment is accounted under prepaid expenses of “Other Assets” account.

Maturity structure of prepaid rents due to operational lease transactions presented below:

	Current Period 30 September 2016	Prior Period 31 December 2015
Less Than 1 Year	23.611	31.372
Between 1- 4 Years	6.321	13.624
More Than 4 Years	1.011	2.978
Total	30.943	47.974

**CONVENIENCE TRANSLATION OF PUBLICLY ANNOUNCED
UNCONSOLIDATED FINANCIAL STATEMENTS ORIGINALLY ISSUED
IN TURKISH, SEE NOTE 3.I**

HSBC BANK A.Ş.

NOTES RELATED TO UNCONSOLIDATED FINANCIAL STATEMENTS AT 30 SEPTEMBER 2016

(Unless otherwise stated amounts are expressed in thousands of Turkish Lira (“TL”).)

II. EXPLANATIONS AND NOTES RELATED TO LIABILITIES (Continued)

g. Information on derivative financial liabilities for hedging purposes:

	Current Period 30 September 2016		Prior Period 31 December 2015	
	TL	FC	TL	FC
Fair Value Hedges	-	-	-	-
Cash Flow Hedges	34.109	-	10.800	-
Hedge of net investment in foreign operations	-	-	-	-
Total	34.109	-	10.800	-

h. Information on provisions:

1. Information on general provisions:

	Current Period 30 September 2016	Prior Period 31 December 2015
General Provisions	387.088	457.075
Provisions for First Group Loans and Receivables	264.112	325.078
Additional Provision for Loans and Receivables with Extended Maturities	19.855	22.606
Provisions for Second Group Loans and Receivables	34.270	30.017
Additional Provision for Loans and Receivables with Extended Maturities	16.444	16.083
Provisions for Non-Cash Loans	31.533	43.194
Other	20.874	20.097

2. Information on employee benefit provisions:

As of 30 September 2016 the Bank has employee termination benefit provision amounting to TL 55.959 (31 December 2015: TL 54.125), and unused vacation provision amounting to TL 8.552 (31 December 2015: TL 5.941).

In accordance with existing Turkish Labour Law, the Bank is required to make lump-sum termination indemnities to each employee who has completed one year of service with the Bank and whose employment is terminated due to retirement or for reasons other than resignation or as mentioned in related legislation.

The computation of the liability is based upon the retirement pay ceiling announced. The applicable ceiling amount as at 30 September 2016 is TL 4.297,21 (full TL) (31 December 2015: TL 3.828,37 (full TL)). Employee termination benefit liability is not legally dependent on any kind of funding, and there is no requirement on funding.

The reserve for employment termination benefits represents the present value of the estimated total liability for the future probable obligation of the Bank determined by using certain actuarial assumptions. TAS 19 requires actuarial valuation methods to be used in order to calculate Bank’s liabilities.

The assumption is that retirement pay ceiling is expected to increase as per the inflation rate every year. Thus discount rate applied shall represent real rate, net of inflation. Since retirement pay ceiling amount is determined once every six months, employee benefit liability of the Bank is calculated from the ceiling amount valid from 1 July 2016, TL 4.297,21 (full TL) (31 December 2015: TL 3.828,37 (full TL)).

	Current Period 30 September 2016	Prior Period 31 December 2015
Balances at End of Prior Period	54.125	28.384
Provision booked in current period	22.765	34.586
Reversal of previous year provision (-)	1.209	-
Provision paid in current period (-)	19.722	8.845
Balances at End of the Period	55.959	54.125

**CONVENIENCE TRANSLATION OF PUBLICLY ANNOUNCED
UNCONSOLIDATED FINANCIAL STATEMENTS ORIGINALLY ISSUED
IN TURKISH, SEE NOTE 3.I**

HSBC BANK A.Ş.

NOTES RELATED TO UNCONSOLIDATED FINANCIAL STATEMENTS AT 30 SEPTEMBER 2016

(Unless otherwise stated amounts are expressed in thousands of Turkish Lira ("TL").)

II. EXPLANATIONS AND NOTES RELATED TO LIABILITIES (Continued)

3. Information on provisions related to foreign currency difference on the principles of foreign indexed loans and finance lease receivables:

As of 30 September 2016, the provision related to foreign currency difference on the principles of foreign currency indexed loans, amounting to TL 539 (31 December 2015: TL 16.676), is offset with the balance of foreign currency indexed loans.

4. Information on specific provisions for non-cash loans that is non-funded and non-transformed into cash:

As of 30 September 2016, provision for non-cash loans that are non-funded and non-transformed into cash is amounting to TL 197 (31 December 2015: TL 174).

5. Information on other provisions:

5 (i). Information on general provisions for possible risks:

As of 30 September 2016 and 31 December 2015, the Bank has no general provisions for possible risks.

5 (ii). The names and amounts of sub-accounts of other provision under the condition of other provision exceed 10% of total provision:

	Current Period 30 September 2016	Prior Period 31 December 2015
Unpaid cheques received on time	18.005	24.157
Provision for lawsuits	18.438	13.662
Provision for accumulated credit card bonus	5.634	6.270
Return provision of case file expenses	2.969	4.111
Specific provision for non-cash loans that are non-funded and non-transformed into cash	197	174
Other Provisions (*)	124.995	24.918
Total	170.238	73.292

(*) Bank is recognized a provision of TL 102 thousand in September 2016 financials for the associated restructuring costs where the details are given in Note II of Section One.

i. Explanations on tax liability:

1. Explanations on current tax liability:

The tax calculation of the Bank is explained in Note XVIII of Section Three.

1 (i). Information on taxes payable:

	Current Period 30 September 2016	Prior Period 31 December 2015
Corporate Taxes Payable	996	1.318
Taxation on Marketable Securities	10.488	14.153
Capital Gains Tax on Property	812	1.162
Banking Insurance Transaction Tax (BITT)	9.903	13.374
Foreign Exchange Transaction Tax	9	14
Value Added Tax Payable	993	1.993
Other (*)	10.471	12.589
Total	33.672	44.603

(*) As of 30 September 2016, other taxes payable amount consists of payroll tax amounting to TL 8.123 (31 December 2015: TL 10.171, stamp tax amounting to TL 229 (31 December 2015: TL 273) and other taxes amounting to TL 2.075 (31 December 2015: TL 2.138), and self-employed income tax amounting to TL 44 (31 December 2015: TL 7).

**CONVENIENCE TRANSLATION OF PUBLICLY ANNOUNCED
UNCONSOLIDATED FINANCIAL STATEMENTS ORIGINALLY ISSUED
IN TURKISH, SEE NOTE 3.I**

HSBC BANK A.Ş.

NOTES RELATED TO UNCONSOLIDATED FINANCIAL STATEMENTS AT 30 SEPTEMBER 2016

(Unless otherwise stated amounts are expressed in thousands of Turkish Lira (“TL”).)

II. EXPLANATIONS AND NOTES RELATED TO LIABILITIES (Continued)

1 (ii). Information on premium payables:

	Current Period 30 September 2016	Prior Period 31 December 2015
Social Security Premiums – Employee	4.049	3.440
Social Security Premiums – Employer	4.526	3.870
Bank Social Aid Pension Fund Premium – Employee	-	-
Bank Social Aid Pension Fund Premium – Employer	-	-
Pension Fund Membership Fees and Provisions – Employee	-	-
Pension Fund Membership Fees and Provisions – Employer	-	-
Unemployment Insurance – Employee	302	258
Unemployment Insurance – Employer	633	546
Other	-	-
Total	9.510	8.114

2. Information on deferred tax liability:

Information on the Bank’s deferred tax liability as of 30 September 2016 is explained in Note XVIII of Section Three.

j. Information on liabilities for asset held for sale and related to discontinued operations:

As of 30 September 2016 and 31 December 2015, the Bank has no liabilities for asset held for sale and related to discontinued operations.

k. Explanations on the number, maturity, interest rate, borrower of subordinated loans used by the Bank and if exists option for convertible to shares:

Not disclosed in compliance with the Article 25 of the communiqué “Financial Statements and Related Disclosures and Footnotes to be Announced to Public by Banks”.

l. Information on shareholder’s equity:

1. Presentation of paid-in capital:

	Current Period 30 September 2016	Prior Period 31 December 2015
Common Stock Provision	-	-
Preferred Stock Provision	652.290	652.290

Amount of paid-in capital has presented in notional amount. As of 30 September 2016, the Bank has TL 272.693 capital reserve due to adjustment of the paid-in capital for inflation.

According to the statement published by BRSA dated 28 April 2005, capital reserve due to adjustment of the paid-in capital for inflation amounting to TL 272.693 has been classified under the other capital reserve sub-account.

2. Amount of paid-in-capital, explanations as to whether the registered share capital system is applied, if so, and the amount of registered share capital ceiling:

Registered share capital system is not applied.

3. Information on the share capital increases during the period, their sources and other informations:

The Bank has not increased it’s share capital during the current period.

4. Information on share capital increases from capital reserves during the current period:

The Bank has no share capital increases from capital reserves during the current period.

**CONVENIENCE TRANSLATION OF PUBLICLY ANNOUNCED
UNCONSOLIDATED FINANCIAL STATEMENTS ORIGINALLY ISSUED
IN TURKISH, SEE NOTE 3.I**

HSBC BANK A.Ş.

NOTES RELATED TO UNCONSOLIDATED FINANCIAL STATEMENTS AT 30 SEPTEMBER 2016

(Unless otherwise stated amounts are expressed in thousands of Turkish Lira (“TL”).)

II. EXPLANATIONS AND NOTES RELATED TO LIABILITIES (Continued)

5. Information on capital commitments, the purpose and the sources until the end of the fiscal year and the subsequent interim period:

The Bank has no capital commitments.

6. The effects of anticipations based on the financial figures for prior periods regarding the Bank’s income, profitability and liquidity, and the anticipations regarding the uncertainty of these indicators on the shareholders’ equity:

The Bank tends to strengthen its shareholders’ equity according to the assessment of financial figures for prior periods regarding the Bank’s income, profitability and liquidity, and the anticipations regarding accounting standards changes.

7. Information on privileges given to shares representing the capital:

The Bank has no privileges given to shares representing the capital.

8. Information on marketable securities value increase fund:

	Current Period 30 September 2016		Prior Period 31 December 2015	
	TL	FC	TL	FC
From Investments in Associates, Subsidiaries, and Jointly Controlled Entities	-	-	-	-
Valuation Difference	22.295	-	(4.190)	20.328
Translation Difference	-	-	-	-
Total	22.295	-	(4.190)	20.328

9. Information on revaluation value increase fund:

As of 30 September 2016 and 31 December 2015, the Bank has no revaluation value increase fund.

10. Information on legal reserves:

	Current Period 30 September 2016	Prior Period 31 December 2015
First Legal Reserve	137.660	136.294
Second Legal Reserve	45.444	45.444
Legal Reserves according to Special Legislation	-	-
Total	183.104	181.738

11. Information on extraordinary reserves:

	Current Period 30 September 2016	Prior Period 31 December 2015
Reserves Allocated per General Assembly Minutes	1.450.828	1.783.650
Retained Earnings	97.844	97.844
Accumulated Loss	-	-
Translation Difference	-	-
Total	1.548.672	1.881.494

12. Information on shareholders having more than 10% share in capital and/or voting right:

All shares of the Bank are held by HSBC Bank Plc, a bank established according to the laws of the United Kingdom, whose headquarters is located in the United Kingdom.

**CONVENIENCE TRANSLATION OF PUBLICLY ANNOUNCED
UNCONSOLIDATED FINANCIAL STATEMENTS ORIGINALLY ISSUED
IN TURKISH, SEE NOTE 3.I**

HSBC BANK A.Ş.

NOTES RELATED TO UNCONSOLIDATED FINANCIAL STATEMENTS AT 30 SEPTEMBER 2016

(Unless otherwise stated amounts are expressed in thousands of Turkish Lira (“TL”).)

III. EXPLANATIONS AND NOTES RELATED TO OFF-BALANCE SHEET ACCOUNTS

a. Explanations on off-balance sheet commitments:

1. Type and amount of irrevocable commitments:

	Current Period 30 September 2016	Prior Period 31 December 2015
Asset Purchase and Sale Commitments	12.387.731	24.022.597
Commitments for Credit Card Limits	4.930.860	5.373.983
Commitments for Cheques	513.692	545.564
Deposit Purchase and Sales Commitments	754.067	-
Loan Granting Commitments	423.467	501.356
Short Sale Commitments	314.506	50
Commitments for Credit Cards and Banking Services Promotions	18.845	20.325
Tax and Fund Liabilities from Export Commitments	5.510	5.330
Other Irrevocable Commitments	798.688	968.711
Total	20.147.366	31.437.916

2. Type and amount of probable losses and obligations arising from off-balance sheet items:

The Bank has no probable losses arising from off-balance sheet items. Obligations arising from the off-balance sheet are disclosed in “Off-balance sheet commitments”.

2 (i). Non-cash loans including guarantees, bank acceptances, collaterals and others that are accepted as financial commitments and other letters of credit:

	Current Period 30 September 2016	Prior Period 31 December 2015
Letters of Guarantee	1.669.605	1.668.371
Letters of Credit	167.497	595.235
Bank Acceptances	127.076	470.727
Other Guarantees	270.461	339.952
Total	2.234.639	3.074.285

2 (ii). Certain guarantees, temporary guarantees, surety ships and similar transactions:

The Bank has no certain guarantees, temporary guarantees, surety ships and similar transactions except explained above in the section 2 (i).

3. Information on the non-cash loans:

3 (i). Total non-cash loans:

	Current Period 30 September 2016	Prior Period 31 December 2015
Non-Cash Loans Given for Cash Loan Risks		
Non-Cash Loans	1.149	2.167
With Original Maturity of One Year or Less	-	-
With Original Maturity of More than One Year	1.149	2.167
Other Non-Cash Loans	2.233.490	3.072.118
Total	2.234.639	3.074.285

3 (ii). Information on sectoral risk concentrations of non-cash loans:

Not disclosed in compliance with the Article 25 of the communiqué “Financial Statements and Related Disclosures and Footnotes to be Announced to Public by Banks”.

3 (iii). Information on the non-cash loans classified under Group I and Group II:

Not disclosed in compliance with the Article 25 of the communiqué “Financial Statements and Related Disclosures and Footnotes to be Announced to Public by Banks”.

**CONVENIENCE TRANSLATION OF PUBLICLY ANNOUNCED
UNCONSOLIDATED FINANCIAL STATEMENTS ORIGINALLY ISSUED
IN TURKISH, SEE NOTE 3.I**

HSBC BANK A.Ş.

NOTES RELATED TO UNCONSOLIDATED FINANCIAL STATEMENTS AT 30 SEPTEMBER 2016

(Unless otherwise stated amounts are expressed in thousands of Turkish Lira (“TL”))

III. EXPLANATIONS AND NOTES RELATED TO OFF-BALANCE SHEET ACCOUNTS (Continued)

b. Explanations on derivative transactions:

Not disclosed in compliance with the Article 25 of the communiqué “Financial Statements and Related Disclosures and Footnotes to be Announced to Public by Banks”.

c. Explanations on credit derivatives and risk arising due to them:

None.

d. Explanations on contingent liabilities and assets:

Contingent assets are recognised if the probability of occurrence is almost virtually certain, whereas they are disclosed in the notes, if the probability of occurrence is probable. As of 30 September 2016, there is no contingent asset to be disclosed.

Contingent liabilities are recognized if the probability of occurrence is probable and the liability can be measured reliably, whereas they are disclosed in the notes, if they cannot be measured reliably or the possibility of the occurrence is remote or does not exist.

The Bank has certain contingent liabilities relating to various lawsuits due to the transactions it performed in the scope of banking operations. As of 30 September 2016, the total amount of these lawsuits filed against the Bank is TL 41.277 (31 December 2015: TL 47.857). A total provision of TL 21.407 (31 December 2015: TL 18.205) has been made for those lawsuits as the probability of being concluded against the bank is higher than the probability of their concluding in its favour, with TL 2.969 (31 December 2015: TL 4.111) being for provisions for refunds related to case document charges.

e. Explanations on fiduciary services rendered on behalf of third parties:

The Bank acts as an investment agent for the trading of marketable securities and provides custodian services on behalf of its customers.

**CONVENIENCE TRANSLATION OF PUBLICLY ANNOUNCED
UNCONSOLIDATED FINANCIAL STATEMENTS ORIGINALLY ISSUED
IN TURKISH, SEE NOTE 3.I**

HSBC BANK A.Ş.

NOTES RELATED TO UNCONSOLIDATED FINANCIAL STATEMENTS AT 30 SEPTEMBER 2016

(Unless otherwise stated amounts are expressed in thousands of Turkish Lira ("TL").)

IV. EXPLANATIONS AND NOTES RELATED TO INCOME STATEMENT

a. Information on interest income:

1. Information on interest income received from loans (*):

	Current Period		Prior Period	
	30 September 2016		30 September 2015	
	TL	FC	TL	FC
Short-term Loans	744.261	25.083	715.045	36.705
Medium and Long-Term Loans	463.958	141.462	546.095	140.128
Interest on Loans Under Follow-Up	25.106	-	19.148	-
Total	1.233.325	166.545	1.280.288	176.833

(*) Fee and commission income from cash loans are included.

2. Information on interest income received from banks:

	Current Period		Prior Period	
	30 September 2016		30 September 2015	
	TL	FC	TL	FC
From the CBRT	-	238	-	-
From Domestic Banks	2.747	2.145	88.402	831
From Foreign Banks	2.616	558	750	467
Headquarters and Branches Abroad	-	-	-	-
Total	5.363	2.941	89.152	1.298

3. Information on interest income on marketable securities:

	Current Period		Prior Period	
	30 September 2016		30 September 2015	
	TL	FC	TL	FC
Financial Assets Held For Trading	52.721	423	66.859	477
Financial Assets at Fair Value Through Profit or Loss	-	-	-	-
Financial Assets Available for Sale	67.905	-	26.795	-
Investments Held to Maturity	-	-	-	-
Total	120.626	423	93.654	477

4. Information on interest income received from investments in associates and subsidiaries:

As of 30 September 2016 and 30 September 2015, the Bank has no interest income received from investments in associates and subsidiaries.

**CONVENIENCE TRANSLATION OF PUBLICLY ANNOUNCED
UNCONSOLIDATED FINANCIAL STATEMENTS ORIGINALLY ISSUED
IN TURKISH, SEE NOTE 3.I**

HSBC BANK A.Ş.

NOTES RELATED TO UNCONSOLIDATED FINANCIAL STATEMENTS AT 30 SEPTEMBER 2016

(Unless otherwise stated amounts are expressed in thousands of Turkish Lira (“TL”).)

IV. EXPLANATIONS AND NOTES RELATED TO INCOME STATEMENT (Continued)

b. Information on interest expense:

1. Information on interest expense on fund borrowed (*):

	Current Period 30 September 2016		Prior Period 30 September 2015	
	TL	FC	TL	FC
Banks				
The CBRT	-	-	-	-
Domestic Banks	545	108	640	30
Foreign Banks	58.112	125.398	107.643	97.323
Headquarters and Branches Abroad	-	-	-	-
Other Institutions	-	-	-	-
Total	58.657	125.506	108.283	97.353

(*) Fee and commission expense from cash loans is included.

2. Information on interest expense paid to associates and subsidiaries:

	Current Period 30 September 2016	Prior Period 30 September 2015
Interest Expenses Given to Subsidiaries and Associates	2.559	2.448

3. Information on interest expense paid on securities issued:

The Bank has no interest expense paid on securities issued during the period ended on 30 September 2016 and 30 September 2015.

4. Maturity structure of the interest expense on deposits:

Current Period: 30 September 2016	Time Deposit						Cumulative Deposit	Total
	Demand Deposit	Up to 1 Month	Up to 3 Month	Up to 6 Month	Up to 1 Year	More Than 1 year		
Turkish Lira								
Interbank deposits	-	15.800	-	-	-	-	-	15.800
Saving deposits	-	88.027	309.962	13.596	3.553	2.529	-	417.667
Public sector deposits	-	-	-	-	-	-	-	-
Commercial deposits	-	52.337	23.057	230	218	170	-	76.012
Other deposits	-	98	626	4	-	4	-	732
Deposits with 7 days maturity	-	-	-	-	-	-	-	-
Total	-	156.262	333.645	13.830	3.771	2.703	-	510.211
Foreign Currency								
Foreign currency deposits	-	17.971	54.944	1.911	1.062	500	-	76.388
Interbank deposits	-	71	-	-	-	-	-	71
Deposits with 7 days maturity	-	-	-	-	-	-	-	-
Precious metal deposits	-	-	424	15	20	-	-	459
Total	-	18.042	55.368	1.926	1.082	500	-	76.918
Grand Total	-	174.304	389.013	15.756	4.853	3.203	-	587.129

**CONVENIENCE TRANSLATION OF PUBLICLY ANNOUNCED
UNCONSOLIDATED FINANCIAL STATEMENTS ORIGINALLY ISSUED
IN TURKISH, SEE NOTE 3.I**

HSBC BANK A.Ş.

NOTES RELATED TO UNCONSOLIDATED FINANCIAL STATEMENTS AT 30 SEPTEMBER 2016

(Unless otherwise stated amounts are expressed in thousands of Turkish Lira (“TL”).)

IV. EXPLANATIONS AND NOTES RELATED TO INCOME STATEMENT (Continued)

Prior Period: 30 September 2015	Time Deposit						Cumulative Deposit	Total
	Demand Deposit	Up to 1 Month	Up to 3 Month	Up to 6 Month	Up to 1 Year	More Than 1 year		
Turkish Lira								
Interbank deposits	-	4.504	-	-	-	-	-	4.504
Saving deposits	-	219.335	287.894	19.228	5.807	4.077	-	536.341
Public sector deposits	-	-	-	-	-	-	-	-
Commercial deposits	-	68.634	22.892	2.134	899	176	-	94.735
Other deposits	-	273	699	9	4	4	-	989
Deposits with 7 days maturity	-	-	-	-	-	-	-	-
Total	-	292.746	311.485	21.371	6.710	4.257	-	636.569
Foreign Currency								
Foreign currency deposits	-	16.378	44.744	2.391	1.044	1.247	-	65.804
Interbank deposits	-	9	-	-	-	-	-	9
Deposits with 7 days maturity	-	-	-	-	-	-	-	-
Precious metal deposits	-	-	325	15	20	-	-	360
Total	-	16.387	45.069	2.406	1.064	1.247	-	66.173
Grand Total	-	309.133	356.554	23.777	7.774	5.504	-	702.742

5. Information on interest given on repurchase agreement:

As of 30 September 2016, the Bank has interest given on repurchase agreement amounting to TL 40.554 (30 September 2015: TL 47.698).

6. Information on finance lease expense:

The Bank has no finance lease expense during the period ended on 30 September 2016 and 30 September 2015.

7. Information on interest given on factoring payables:

The Bank has no interest given on factoring payables during the period ended on 30 September 2016 and 2015.

c. Explanations on dividend income:

As of 30 September 2016, the share of the Bank in the dividend distribution of its subsidiaries is TL 19.869 (30 September 2015: TL 19.013).

d. Information on trading income/loss (net):

1. Trading income/loss (net):

	Current Period 30 September 2016	Prior Period 30 September 2015
Profit	60.152.802	61.660.578
Capital Market Transactions Income	51.208	29.961
Gain on Derivative Financial Transactions	3.911.745	6.063.605
Foreign Exchange Gains	56.189.849	55.567.012
Loss (-)	60.112.008	61.663.668
Capital Market Transactions Loss	16.587	48.375
Loss on Derivative Financial Transactions	3.892.626	5.300.507
Foreign Exchange Loss	56.202.795	56.314.786
Total (Net)	40.794	(3.090)

**CONVENIENCE TRANSLATION OF PUBLICLY ANNOUNCED
UNCONSOLIDATED FINANCIAL STATEMENTS ORIGINALLY ISSUED
IN TURKISH, SEE NOTE 3.I**

HSBC BANK A.Ş.

NOTES RELATED TO UNCONSOLIDATED FINANCIAL STATEMENTS AT 30 SEPTEMBER 2016

(Unless otherwise stated amounts are expressed in thousands of Turkish Lira ("TL").)

IV. EXPLANATIONS AND NOTES RELATED TO INCOME STATEMENT (Continued)

2. Information on derivative instruments gain/loss:

	Current Period 30 September 2016	Prior Period 30 September 2015
Effect of the change in exchange rates on profit/loss	(95.147)	388.184
Effect of the change in interest rates on profit/loss	114.266	374.914
Total (Net)	19.119	763.098

e. Information on other operating income:

	Current Period 30 September 2016	Prior Period 30 September 2015
Reverse of previous years expenses	155.775	72.891
Gain on sale of non-performing loan(*)	41.327	60.578
Provision for telecommunication expense	1.940	1.657
Gain on sale of assets	1.247	17.831
Gain on Visa Share Sales	31.843	-
Other income	15.670	20.503
Total	247.802	173.460

(*) Includes income from sale of non performing consumer loans for TL 21.227, and non performing corporate and commercial loans for TL 20.100 .

f. Provision expenses related to loans and other receivables of the Bank:

	Current Period 30 September 2016	Prior Period 30 September 2015
Specific Provisions for Loans and Other Receivables	415.996	444.317
III. Group Loans and Receivables	33.375	16.309
IV. Group Loans and Receivables	138.173	72.681
V. Group Loans and Receivables	244.448	355.327
General Provision Expenses	-	86.540
Provision Expense for Possible Risks	-	-
Marketable Securities Impairment Expense	1.860	2.822
Financial Assets at Fair Value Through Profit or Loss	76	932
Available-for-sale Financial Assets	1.784	1.890
Investments in Associates, Subsidiaries and Held-to-Maturity		
Securities Value Decrease	-	-
Investments in Associates	-	-
Subsidiaries	-	-
Jointly Controlled Entities (Joint Ventures)	-	-
Investments Held-to-maturity:	-	-
Other	119.576	10.026
Total	537.432	543.705

**CONVENIENCE TRANSLATION OF PUBLICLY ANNOUNCED
UNCONSOLIDATED FINANCIAL STATEMENTS ORIGINALLY ISSUED
IN TURKISH, SEE NOTE 3.I**

HSBC BANK A.Ş.

NOTES RELATED TO UNCONSOLIDATED FINANCIAL STATEMENTS AT 30 SEPTEMBER 2016

(Unless otherwise stated amounts are expressed in thousands of Turkish Lira (“TL”).)

IV. EXPLANATIONS AND NOTES RELATED TO INCOME STATEMENT (Continued)

g. Information related to other operating expenses:

	Current Period 30 September 2016	Prior Period 30 September 2015
Personnel Expenses	421.514	435.464
Reserve for Employee Termination Benefits	16.388	7.789
Bank Social Aid Provision Fund Deficit Provision	-	-
Impairment Expenses of Property and Equipment	-	-
Depreciation Expenses of Property and Equipment	21.594	27.658
Impairment Expenses of Intangible Assets	-	83.450
Goodwill Impairment Expenses	-	83.450
Amortization Expenses of Intangible Assets	15.136	14.108
Impairment Expenses on Equity Accounted	-	-
Impairment Expenses on Assets Held for Sale Investees	-	-
Depreciation Expenses on Assets Held for Sale	55	52
Impairment Expenses on Non-Current Assets Held for Sale and Discontinued Operations	-	-
Other Operating Expenses	268.522	297.927
Operational Lease Expenses	116.508	120.293
Maintenance Expenses	26.457	25.477
Maintenance License Expenses	23.740	19.679
Communication Expenses	21.073	25.623
Banking Services Promotion Expenses	14.177	16.729
Transportation Expenses	10.800	11.189
Building Expenses	8.685	9.924
Cleaning Expenses	8.408	9.805
Advertisement Expenses	8.261	21.608
Insurance Expenses	5.963	5.798
Monthly Payment Expenses	3.476	6.152
Other Expenses	20.974	25.650
Tax, Duties, Charges and Funds Expenses	36.962	39.449
Saving Deposit Insurance Fund Expenses	31.955	38.067
Cancellation Fee Expenses	19.349	24.097
Audit and Consultancy Fee	12.374	11.843
Loss on Sales of Assets	4.086	742
BRSA Participation Fee	3.805	4.076
Printing Expenses	2.178	3.036
Other	91.384	80.293
Total	945.302	1.068.051

h. Explanation on income/loss before tax for the period for continued and discontinued operations:

Not disclosed in compliance with the Article 25 of the communiqué “Financial Statements and Related Disclosures and Footnotes to be Announced to Public by Banks”.

i. Information on tax provision for continuing and discontinued operations:

As of 30 September 2016, the Bank has corporate tax provision expense amounting to TL 1.643 (30 September 2015: TL 5.663 expense) and deferred tax expense amounting to TL 3.511 (30 September 2015: TL 45.617 expense).

j. Explanation on net profit/loss for the period for continued and discontinued operations:

There is nothing to disclose operating profit/loss after tax.

**CONVENIENCE TRANSLATION OF PUBLICLY ANNOUNCED
UNCONSOLIDATED FINANCIAL STATEMENTS ORIGINALLY ISSUED
IN TURKISH, SEE NOTE 3.I**

HSBC BANK A.Ş.

NOTES RELATED TO UNCONSOLIDATED FINANCIAL STATEMENTS AT 30 SEPTEMBER 2016

(Unless otherwise stated amounts are expressed in thousands of Turkish Lira (“TL”).)

IV. EXPLANATIONS AND NOTES RELATED TO INCOME STATEMENT (Continued)

k. Explanation on net profit and loss:

1. Any further explanation on operating results needed for a proper understanding of the Bank’s performance:

Net interest income, amounting to TL 730.628 (30 September 2015: TL 880.246), net wage and commission income amounting to TL 286.787 (30 September 2015: TL 367.128) have an important role among the income items in the interim accounting period ending on 30 September 2016. The wage and commission income received from cash loans are presented in the net interest income. Considering the distribution in interest income, the most important sources of the Bank’s interest income are the interests received from loans and securities. The main portion of the interest expenses consists of the interests paid for deposits and loans received. The most important portion of the commission income consists of the commissions received from credit card transactions and other banking transactions.

2. The effect on the current period profit/loss of the changes in estimations related to financial statements made by the Bank, explanation if any effect of these changes in the subsequent periods:

No changes have been made in the accounting estimates which may have a material effect in current period and materially affect subsequent periods.

l. Explanation on other items stated in the income statement:

	Current Period 30 September 2016	Prior Period 30 September 2015
Credit Card Transactions	212.914	241.969
Insurance Commissions	35.590	56.084
Commissions Received from Banking Transactions	28.867	48.763
Tefas Fund Platform	8.573	9.873
Other Fee and Commissions	16.069	33.235
Total	302.013	389.924

V. EXPLANATIONS AND NOTES RELATED TO CHANGES IN SHAREHOLDERS' EQUITY

a. Information on the current year adjustments made in accordance with the requirements of the accounting Standard on Financial Instruments:

1. Increases after the revaluation of available-for-sale investments:

Not disclosed in compliance with the Article 25 of the communiqué “Financial Statements and Related Disclosures and Footnotes to be Announced to Public by Banks”.

2. Information on increases in cash flow hedges:

Not disclosed in compliance with the Article 25 of the communiqué “Financial Statements and Related Disclosures and Footnotes to be Announced to Public by Banks”.

b. Information on adjustments made for the application of Standard on Accounting for Financial Instruments in the current year:

1. Information on available-for-sale investments:

Not disclosed in compliance with the Article 25 of the communiqué “Financial Statements and Related Disclosures and Footnotes to be Announced to Public by Banks”.

2. Information on cash flow hedges:

Not disclosed in compliance with the Article 25 of the communiqué “Financial Statements and Related Disclosures and Footnotes to be Announced to Public by Banks”.

**CONVENIENCE TRANSLATION OF PUBLICLY ANNOUNCED
UNCONSOLIDATED FINANCIAL STATEMENTS ORIGINALLY ISSUED
IN TURKISH, SEE NOTE 3.I**

HSBC BANK A.Ş.

NOTES RELATED TO UNCONSOLIDATED FINANCIAL STATEMENTS AT 30 SEPTEMBER 2016

(Unless otherwise stated amounts are expressed in thousands of Turkish Lira (“TL”).)

V. EXPLANATIONS AND NOTES RELATED TO CHANGES IN SHAREHOLDERS' EQUITY (Continued)

c. Information on dividend distribution:

None.

d. Information on issuance of common stock:

Not disclosed in compliance with the Article 25 of the communiqué “Financial Statements and Related Disclosures and Footnotes to be Announced to Public by Banks”.

e. Effects of the adjustments to prior periods on the opening balance sheets:

Not disclosed in compliance with the Article 25 of the communiqué “Financial Statements and Related Disclosures and Footnotes to be Announced to Public by Banks”.

f. Offsetting prior period’s losses:

Not disclosed in compliance with the Article 25 of the communiqué “Financial Statements and Related Disclosures and Footnotes to be Announced to Public by Banks”.

VI. EXPLANATIONS AND NOTES RELATED TO STATEMENT OF CASH FLOWS

a. Explanations about other cash flow items and the effect of changes in foreign exchange rates on cash and cash equivalents:

Not disclosed in compliance with the Article 25 of the communiqué “Financial Statements and Related Disclosures and Footnotes to be Announced to Public by Banks”.

b. Information on cash flow arising from acquisition of associates, subsidiaries and other investments:

Not disclosed in compliance with the Article 25 of the communiqué “Financial Statements and Related Disclosures and Footnotes to be Announced to Public by Banks”.

c. Information on disposals of associates, subsidiaries or other investments:

Not disclosed in compliance with the Article 25 of the communiqué “Financial Statements and Related Disclosures and Footnotes to be Announced to Public by Banks”.

d. Information on cash and cash equivalents:

Not disclosed in compliance with the Article 25 of the communiqué “Financial Statements and Related Disclosures and Footnotes to be Announced to Public by Banks”.

e. Additional information:

None.

**CONVENIENCE TRANSLATION OF PUBLICLY ANNOUNCED
UNCONSOLIDATED FINANCIAL STATEMENTS ORIGINALLY ISSUED
IN TURKISH, SEE NOTE 3.I**

HSBC BANK A.Ş.

NOTES RELATED TO UNCONSOLIDATED FINANCIAL STATEMENTS AT 30 SEPTEMBER 2016

(Unless otherwise stated amounts are expressed in thousands of Turkish Lira (“TL”).)

VII. EXPLANATIONS AND NOTES RELATED TO BANK’S RISK GROUP

1. Volume of transactions with the Bank’s risk group, lending and deposits outstanding at the period end and income and expenses in the current period:

Current Period – 30 September 2016:

Risk Group of the Bank	Subsidiaries, Associates and Jointly Controlled Entities (Joint Ventures)		Direct or Indirect Shareholders of the Bank		Other Individuals and Legal Entities in the Risk Group	
	Cash	Non-cash	Cash	Non-cash	Cash	Non-cash
Loans and Other Receivables						
Opening Balance	-	168	20.399	738.493	-	-
Closing Balance	-	168	38.726	739.414	-	-
Interest and Commissions Income	-	2	1.809	1.946	-	-

Prior Period - 31 December 2015:

Risk Group of the Bank	Subsidiaries, Associates and Jointly Controlled Entities (Joint Ventures)		Direct or Indirect Shareholders of the Bank		Other Individuals and Legal Entities in the Risk Group	
	Cash	Non-cash	Cash	Non-cash	Cash	Non-cash
Loans and Other Receivables						
Opening Balance	-	123	3.964	587.484	-	7
Closing Balance	-	168	20.399	738.493	-	-
Interest and Commissions Income(*)	-	2	579	21	-	-

(*) The prior period balances present amounts of 30 September 2015.

2. Deposits held by the Bank’s risk group:

Risk Group of the Bank	Subsidiaries, Associates and Jointly Controlled Entities (Joint Ventures)		Direct or Indirect Shareholders of the Bank		Other Individuals and Legal Entities in the Risk Group	
	Current Period	Prior Period	Current Period	Prior Period	Current Period	Prior Period
	30 September 2016	31 December 2015	30 September 2016	31 December 2015	30 September 2016	31 December 2015
Deposit						
Opening Balance	40.335	30.974	49.079	37.517	9.252	6.227
Closing Balance	37.916	40.335	45.787	49.079	16.743	9.252
Interest expense on deposits (*)	2.559	2.448	-	-	404	512

(*) The prior period balances present amounts of 30 September 2015.

3. Information on forward transactions, option agreements and similar transactions between the Bank’s risk group:

Risk Group of the Bank	Subsidiaries, Associates and Jointly Controlled Entities (Joint Ventures)		Direct or Indirect Shareholders of the Bank		Other Individuals and Legal Entities in the Risk Group	
	Current Period	Prior Period	Current Period	Prior Period	Current Period	Prior Period
	30 September 2016	31 December 2015	30 September 2016	31 December 2015	30 September 2016	31 December 2015
The Fair Value Differences Through Profit and Loss						
Opening Balance	-	-	61.011.511	82.048.760	-	-
Closing Balance	-	-	58.988.439	61.011.511	-	-
Total Profit/Loss(*)	-	-	238.825	544.270	-	-
Transactions for Hedging Purposes						
Opening Balance	-	-	1.003.370	2.474.505	-	-
Closing Balance	-	-	1.017.913	1.003.370	-	-
Total Profit/Loss (*)	-	-	182	318	-	-

(*) The prior period balances present amounts of 30 September 2015.

4. Explanations on total remuneration and other benefits which are paid by the Bank to top executives of the Bank:

As of 30 September 2016, payment is made to top executives of the Bank amounting to TL 17.817 (30 September 2015: TL 12.587).

**CONVENIENCE TRANSLATION OF PUBLICLY ANNOUNCED
UNCONSOLIDATED FINANCIAL STATEMENTS ORIGINALLY ISSUED
IN TURKISH, SEE NOTE 3.I**

HSBC BANK A.Ş.

NOTES RELATED TO UNCONSOLIDATED FINANCIAL STATEMENTS AT 30 SEPTEMBER 2016

(Unless otherwise stated amounts are expressed in thousands of Turkish Lira (“TL”))

VIII. EXPLANATIONS AND NOTES RELATED TO DOMESTIC, FOREIGN, OFF-SHORE BRANCHES OR AFFILIATES AND FOREIGN REPRESENTATIVES OF THE BANK

Information on the Bank’s domestic and foreign branches and foreign representatives of the Bank:

Not disclosed in compliance with the Article 25 of the communiqué “Financial Statements and Related Disclosures and Footnotes to be Announced to Public by Banks”.

IX. EXPLANATIONS AND NOTES RELATED TO SUBSEQUENT EVENTS

Branch closures and mergers have happened after the balance sheet date within the scope of restructuring and long term strategic plan which details are presented in Note II of Section I.

**CONVENIENCE TRANSLATION OF PUBLICLY ANNOUNCED
UNCONSOLIDATED FINANCIAL STATEMENTS ORIGINALLY ISSUED
IN TURKISH, SEE NOTE 3.I**

HSBC BANK A.Ş.

NOTES RELATED TO UNCONSOLIDATED FINANCIAL STATEMENTS AT 30 SEPTEMBER 2016

(Unless otherwise stated amounts are expressed in thousands of Turkish Lira (“TL”))

SECTION SIX

EXPLANATIONS ON INDEPENDENT AUDITOR’S REVIEW REPORT

I. EXPLANATIONS ON INDEPENDENT AUDITOR’S REVIEW REPORT

As of 30 September 2016, unconsolidated financial statements and explanatory notes of the Bank disclosed herein were reviewed by Başaran Nas Bağımsız Denetim ve Serbest Muhasebeci Mali Müşavirlik A.Ş. (a member firm of PricewaterhouseCoopers) and review report dated 10 November 2016 is presented before to the unconsolidated financial statements.

II. EXPLANATIONS AND NOTES PREPARED BY THE INDEPENDENT AUDITOR

None.

**CONVENIENCE TRANSLATION OF PUBLICLY ANNOUNCED
UNCONSOLIDATED FINANCIAL STATEMENTS ORIGINALLY ISSUED
IN TURKISH, SEE NOTE 3.I**

HSBC BANK A.Ş.

NOTES RELATED TO UNCONSOLIDATED FINANCIAL STATEMENTS AT 30 SEPTEMBER 2016

(Unless otherwise stated amounts are expressed in thousands of Turkish Lira (“TL”))

SECTION SEVEN

INTERIM ACTIVITY REPORT

I. INTERIM ACTIVITY REPORT WHICH WILL INCLUDE EVALUATIONS FROM CHAIRMAN OF THE BOARD OF DIRECTORS AND CHIEF EXECUTIVE OFFICER RELATED TO ACTIVITIES IN THE INTERIM PERIOD

GENERAL INFORMATION

1. Summary information about HSBC Bank A.Ş.

HSBC Bank was established as Midland Bank Anonim Şirketi in Istanbul in 1990 and changed its title to HSBC Bank Anonim Şirketi in 1999.

HSBC Bank, which has been operating in the corporate banking field and capital markets since establishment, started providing personal banking services after 1997.

HSBC Bank expanded its products and services range with a branch network after HSBC Bank Plc. acquired Demirbank T.A.Ş. and its selected affiliates in September 2001 and merged with HSBC Bank A.Ş. in December 2001.

HSBC Bank acquired the biggest credit card institution, Benkar Tüketici Finansmanı ve Kart Hizmetleri A.Ş.’yi (Benkar) that falls outside the banking sector, with Advantage brand in September 2002 and merged Benkar with HSBC Bank legal entity in December 2002.

HSBC Bank provides services within fields such as Corporate Banking and Investment Banking, Retail Banking and Savings Management and with its branches, telephone banking, ATM banking, and digital banking channels.

2. Capital and shareholding structure

HSBC Bank made no changes in their capital and shareholding structure in 1 January – 30 September 2016. HSBC Bank Plc.’s shareholding rate is 99,99%. HSBC’s Chairman of the Board of Directors, its members, and general manager and his/her assistants’ shares of ownership are insignificant. As of 30 September 2016 HSBC Bank’s paid-in capital is TRY 652.290 thousand and its capital structure is as follows:

Shareholder’s name and surname/title	Number of shares	Share amount (TRY)
Publicly offered	-	-
Non-publicly offered	65.229.000.000	652.290.000
HSBC Bank Plc.	65.228.999.600	652.289.996
Midcorp Limited	100	1
HSBC International Financial Services (UK) Ltd	100	1
Griffin International Limited	100	1
EMITT Limited	100	1
Total	65.229.000.000	652.290.000

**CONVENIENCE TRANSLATION OF PUBLICLY ANNOUNCED
UNCONSOLIDATED FINANCIAL STATEMENTS ORIGINALLY ISSUED
IN TURKISH, SEE NOTE 3.I**

HSBC BANK A.Ş.

NOTES RELATED TO UNCONSOLIDATED FINANCIAL STATEMENTS AT 30 SEPTEMBER 2016

(Unless otherwise stated amounts are expressed in thousands of Turkish Lira ("TL").)

I. INTERIM ACTIVITY REPORT WHICH WILL INCLUDE EVALUATIONS FROM CHAIRMAN OF THE BOARD OF DIRECTORS AND CHIEF EXECUTIVE OFFICER RELATED TO ACTIVITIES IN THE INTERIM PERIOD (Continued)

3. Information on Branches and Personnel

As of 30 September 2016, the Bank has 187 branches dispersed throughout the country and 4 branches operating abroad (31 December 2015: 280 branches and 4 branches operating abroad). As of 30 September 2016, the number of employees of the Bank is 3.968 (31 December 2015: 4.997)

4. Amendments made to the articles of association during the period

HSBC Bank's Articles of Association had no changes in 1 January – 30 September 2016 period.

5. Chairman and Members of the Board of Directors (*)

HSBC Bank A.Ş. Board of Directors as of 30 September 2016:

Name	Title
Brian Robertson	Chairman
Hamit Aydoğan	Chairman Deputy
Süleyman Selim Kervancı (*)	Member and CEO
Mehmet Gani Sönmez	Member
Paul Hagen	Member
Ian Simon Jenkins	Member
Edward Micheal Flanders	Member
Lütfiye Yeşim Uçtum	Member
David Anthony Hartnett	Member
James Alasdair Emmett	Member

(*) Per the Board Decision no.13583 dated 17 May 2016, Süleyman Selim KERVANCI is appointed as Member of the Board of Directors as of 1 July 2016.

6. Audit Committee

HSBC Bank A.Ş. Audit Committee was selected from members of the Board of Directors and consists of one chairman and two members who do not have operational duties. The members as of 30 September 2016 are as follows:

Name	Title
Ian Simon Jenkins	Head of the Audit Committee
Lütfiye Yeşim Uçtum	Member of the Audit Committee
Paul Hagen	Member of the Audit Committee

Audit Committee, on behalf of the Board of Directors, is in charge and responsible for supervising efficiency and competency of the Bank's internal systems, operation of such systems and accounting and reporting systems within the framework of Banking Law and relevant regulations, and also supervising the consistency of the information provided; making the necessary pre-assessments related to the selection of independent audit institutions as well as evaluations and support service institutions by the Board of Directors and regularly following the activities of such institutions, which were selected and made in agreement with the Board of Directors, and maintaining and coordinating the consolidation of internal audit activities of partnerships subject to consolidation as per the regulations with regard to the Banking Law.

The Committee was also assigned responsibility for units within the Internal Systems. The Committee meets four times a year, at least, and might meet more often depending on the decision to be made.

**CONVENIENCE TRANSLATION OF PUBLICLY ANNOUNCED
UNCONSOLIDATED FINANCIAL STATEMENTS ORIGINALLY ISSUED
IN TURKISH, SEE NOTE 3.I**

HSBC BANK A.Ş.

NOTES RELATED TO UNCONSOLIDATED FINANCIAL STATEMENTS AT 30 SEPTEMBER 2016

(Unless otherwise stated amounts are expressed in thousands of Turkish Lira (“TL”).)

I. INTERIM ACTIVITY REPORT WHICH WILL INCLUDE EVALUATIONS FROM CHAIRMAN OF THE BOARD OF DIRECTORS AND CHIEF EXECUTIVE OFFICER RELATED TO ACTIVITIES IN THE INTERIM PERIOD (Continued)

7. Executive Management

HSBC Bank A.Ş. Executive Management as of 30 September 2016:

Name	Title	Area of Responsibility
Süleyman Selim Kervancı(*)	CEO	HSBC Bank A.Ş.
Necdet Murat Şarsel	Deputy CEO	Credit and Risk
Rüçhan Çandar	Deputy CEO	Technology and Services
Ayşe Yenel (**)	Executive Vice President	Retail Banking
Ali Dündar Parlar	Executive Vice President	Internal Systems and Regulations
Ali Batu Karaali	Executive Vice President	Treasury and Capital Markets
Burçin Ozan	Executive Vice President	Finance
Şengül Demircan	Executive Vice President	Human Resources
Sait Burak Zeylan	Executive Vice President	Commercial Banking
Hulusi Horozoğlu	Executive Vice President	Global and Investment Banking
Tolga Tüzüner	Head Legal Advisor	Legal

(*) Per the Board Decision no.13583 dated 17 May 2016, Süleyman Selim KERVANCI is appointed as Chief Executive Officer as of 1 July 2016 to replace James Alasdair EMMETT following his resignation as Chief Executive Officer on 30 June 2016 provided that his duties as Member of the Board of Directors shall continue.

(**) Per the Board Decision no.13553 dated 15 April 2016, Ayşe YENEL is appointed as Interim Executive Vice President as of 1 May 2016 to replace Taylan TURAN.

8. HSBC Bank’s Financial Power Rating

According to Moody’s Credit Rating Institution’s evaluations, HSBC Bank A.Ş.’s rating as of 30 September 2016 is as follows:

Definitions	Rating
Baseline Credit Assessment	b2
Outlook	Stable
Long-term foreign currency deposit rating	Ba3
Long-term TRY deposit rating	Ba3
Short-term foreign currency deposit rating	NP
Short-term TRY deposit rating	NP
Long-term national scale TRY deposit	A2.tr

According to Standard & Poor’s’ assessment, HSBC Bank A.Ş.’s ratings as of 30 September 2016 were as follows:

Definitions	Rating
Long-term foreign currency	BB
Short-term foreign currency	B
Long-term TRY	BB
Short-term TRY	B
Long-term national scale rating	trAA-
Short-term national scale rating	trA-1

**CONVENIENCE TRANSLATION OF PUBLICLY ANNOUNCED
UNCONSOLIDATED FINANCIAL STATEMENTS ORIGINALLY ISSUED
IN TURKISH, SEE NOTE 3.I**

HSBC BANK A.Ş.

NOTES RELATED TO UNCONSOLIDATED FINANCIAL STATEMENTS AT 30 SEPTEMBER 2016

(Unless otherwise stated amounts are expressed in thousands of Turkish Lira ("TL").)

**INTERIM ACTIVITY REPORT WHICH WILL INCLUDE EVALUATIONS FROM CHAIRMAN OF
THE BOARD OF DIRECTORS AND CHIEF EXECUTIVE OFFICER RELATED TO ACTIVITIES IN
THE INTERIM PERIOD (Continued)**

**FINANCIAL INFORMATION AND EVALUATIONS ON THE BANK REGARDING INTERIM
PERIOD**

9. Summary of unconsolidated financial information for the period

According to unconsolidated financial statements, for the period ending on 30 September 2016 HSBC Bank's total assets realised at 29,5 billion TRY decreasing by 6,88% compared to the end of 2015. Credits, which form nearly 58% of the assets, seem to be around 17 billion TRY gross. Deposits, which are the balance sheet's biggest funding source, have been realised at around 18 billion TRY and formed 55% of liabilities. The balance sheet's unconsolidated items groups' period-end balances on the relevant dates and quarterly changes are shown below.

ASSETS (Thousand TL)	30.09.2016	31.12.2015	Variance
Cash balances with central bank	6.729.075	3.394.474	98,24%
Financial assets at fair value through profit or loss	1.508.131	1.643.476	(8,24%)
Banks	289.309	495.758	(41,64%)
Money markets	2.576.699	3.879.540	(33,58%)
Available-for-sale financial assets (net)	1.479.601	654.117	126,20%
Loans and receivables (net)	15.900.389	20.491.399	(22,40%)
Factoring receivables	386.503	584.068	(33,83%)
Subsidiaries (net)	35.023	35.023	0,00%
Hedging derivative financial assets	19.475	20.666	(5,76%)
Property and equipment (net)	65.655	87.564	(25,02%)
Intangible assets (net)	25.594	33.775	(24,22%)
Tax asset	-	23.527	(100,00%)
Assets held for resale and related to discontinued operations (net)	2.764	3.444	(19,74%)
Other assets	451.400	300.562	50,19%
Total	29.469.618	31.647.393	(6,88%)

LIABILITIES (Thousand TL)	30.09.2016	31.12.2015	Variance
Deposits	18.479.192	19.056.359	(3,03%)
Trading derivative financial liabilities	395.622	357.168	10,77%
Funds borrowed	4.318.352	5.351.593	(19,31%)
Money markets	674.715	790.709	(14,67%)
Miscellaneous payables	344.136	655.219	(47,48%)
Other liabilities	373.104	471.780	(20,92%)
Hedging derivative financial liabilities	34.109	10.800	215,82%
Provisions	621.837	590.433	5,32%
Tax liability	43.182	52.717	(18,09%)
Subordinated loans	1.695.661	1.651.009	2,70%
Shareholders' equity	2.489.708	2.659.606	(6,39%)
Total	29.469.618	31.647.393	(6,88%)

Information related to HSBC Bank's unconsolidated income statement for 30 September 2016 and 30 September 2015 were shown below with the changes.

STATEMENT OF INCOME (Thousand TL)	30.09.2016	30.06.2015	Variance
Net interest income	730.628	880.246	(17,00%)
Other operating income	595.252	590.684	0,77%
Total operating income/expense	1.325.880	1.436.757	(7,72%)
Other operating expenses (-)	945.302	1.068.051	(11,49%)
Provision for loan losses and other receivables (-)	537.432	543.705	(1,15%)
Net operating income/loss	(156.854)	(174.999)	(10,37%)
Tax provision (-)	5.154	51.280	(89,95%)
NET PROFIT/LOSS FOR THE PERIOD	(162.008)	(226.279)	(28,40%)

**CONVENIENCE TRANSLATION OF PUBLICLY ANNOUNCED
UNCONSOLIDATED FINANCIAL STATEMENTS ORIGINALLY ISSUED
IN TURKISH, SEE NOTE 3.I**

HSBC BANK A.Ş.

NOTES RELATED TO UNCONSOLIDATED FINANCIAL STATEMENTS AT 30 SEPTEMBER 2016

(Unless otherwise stated amounts are expressed in thousands of Turkish Lira (“TL”))

I. INTERIM ACTIVITY REPORT WHICH WILL INCLUDE EVALUATIONS FROM CHAIRMAN OF THE BOARD OF DIRECTORS AND CHIEF EXECUTIVE OFFICER RELATED TO ACTIVITIES IN THE INTERIM PERIOD (Continued)

Message from Brian Robertson, Chairman

As we near the end of 2016, global growth remains subdued, despite concerted efforts among central banks to stimulate economic activity. As confidence in central banks’ ability to deliver more monetary stimulus declines, fiscal policy is playing a more important role. Yet, many economists argue that government spending – especially in OECD countries – is still not sufficient or targeted enough to support growth over the long-term.

Given these challenges, the HSBC forecast for 2016 global growth has edged down to 2,1% (compared with an actual average performance of 2,4% from 2011 to 2015), with developed countries and emerging markets expected to grow at a collective pace of 1,5% and 3,8%, respectively. Our forecast for 2017 world GDP growth (2,3%) remains unchanged.

Global headwinds, coupled with regional political developments, have affected Turkey, which has seen a decline in exports, tourism and foreign direct investment inflows over the first nine months of 2016. Nevertheless, the economy has remained relatively resilient, with HSBC projecting that Turkey’s GDP will grow by 2,9% over full year 2016. Looking ahead, HSBC forecasts a growth rate of 2,3% for Turkey in 2017, with a recovery in exports but an increase in the current account deficit (to 5,1% of GDP, up from around 4% currently).

Over the longer term, further economic progress in Turkey will depend on the structural reforms being addressed by the 2017-2019 Medium Term Economic Programme. These include efforts to promote savings, open labour markets, promote human capital development, enhance technological capacity and strengthen institutions.

As Turkey continues to develop, HSBC Turkey will remain well positioned to support the country’s businesses, whether they seek expansion capital, access to international trade markets, payments cash management solutions, derivatives products or M&A/IPO advisory services. We will also continue to serve our premium retail clients through our Retail Banking and Wealth Management business, helping them to achieve their personal financial and wealth management goals.

I would like to thank the board, management team, our colleagues and our clients for their commitment to HSBC.

Brian Robertson
Chairman

**CONVENIENCE TRANSLATION OF PUBLICLY ANNOUNCED
UNCONSOLIDATED FINANCIAL STATEMENTS ORIGINALLY ISSUED
IN TURKISH, SEE NOTE 3.I**

HSBC BANK A.Ş.

NOTES RELATED TO UNCONSOLIDATED FINANCIAL STATEMENTS AT 30 SEPTEMBER 2016

(Unless otherwise stated amounts are expressed in thousands of Turkish Lira (“TL”))

I. INTERIM ACTIVITY REPORT WHICH WILL INCLUDE EVALUATIONS FROM CHAIRMAN OF THE BOARD OF DIRECTORS AND CHIEF EXECUTIVE OFFICER RELATED TO ACTIVITIES IN THE INTERIM PERIOD (Continued)

Message from Süleyman Selim Kervancı , CEO

Economic activity in Turkey has been relatively resilient in a difficult global and regional environment, but recent indicators point to a deceleration. Although GDP growth was 5,7% in the fourth quarter of last year (above most forecasts), this was followed by declining growth rates of 4,8% and 3,1% in the first and second quarters of 2016.

A key challenge is that the composition of growth - led by household and public spending – has been unbalanced. Fixed private sector investment has been low since 2011, while foreign direct investment, exports and tourism revenue have all recently weakened. In addition, the latest readings of the business confidence index, the purchasing managers' index, and industrial output all suggest that production growth is likely to fall over the rest of the year.

On the positive side of the ledger, consumer confidence has held relatively steady over the course of 2016, while annual consumer inflation, which fell to 7,28% in September, remains in line with the central bank's year-end target. It should also be noted that the current account deficit (at around 4% of GDP in the second quarter), is at its lowest level in five years.

Moreover, the banking industry is posting improved results. Over 1H16, total profit after tax (PAT) in the sector was TRY 19bn, up 40% y-o-y. This trend continued into August, with YTD AUG16 PAT up 63% y-o-y. Sector return on equity, at around 14%, is now at a two-year high.

Although banking sector profits have been enhanced by certain sector-wide one-offs, there have also been underlying improvements, including rising net interest margins, stronger fee income generation and better cost management. Equally important, the banking industry in Turkey remains liquid and well-capitalised.

Turning to HSBC Turkey, over the first nine months of 2016 the Bank made significant progress in executing its wholesale and premium retail banking strategy. Key initiatives have included major investments in IT infrastructure, measures to further align our business with the HSBC global network, and strategic actions to re-focus our branch footprint.

HBTR has closed several landmark transactions thus far in 2016, including in debt finance (e.g., Eurobonds, Sukuks, Green Bonds, Syndications) through close collaboration between our Global Banking, Global Markets, Commercial Banking, Global Trade and Receivables Finance and Global Liquidity Cash Management teams. Meanwhile, driven by strong client relationship management in Retail Banking and Wealth Management, HSBC Turkey has continued to grow and develop its wealth management proposition.

As of YTD September 2016, the restructuring programme led to a planned reduction in the HSBC Turkey balance sheet, with the loan portfolio falling 21,6% over YE15, to TRY 17bn, and deposits decreasing 3% over YE15, to TRY 18bn. The HSBC Turkey NPL ratio was 7,8% and the capital adequacy ratio was 17,23%, above the Banking Regulation and Supervision Agency target minimum ratio of 12%.

As of YTD September 2016, operating income fell 7,72% from 3Q15, to TRY 1,325m, and total operating expenses fell 11,49% from 3Q15, to TRY 945m. Driven by restructuring costs, HSBC Turkey recorded a loss before tax of TRY (157)m as of YTD 3Q16. Our cost/income ratio was 71%.

I would like to thank my management team and all of our colleagues for their commitment, as well as our clients for giving us their confidence and trust.

Selim Kervancı
Chief Executive Officer

**CONVENIENCE TRANSLATION OF PUBLICLY ANNOUNCED
UNCONSOLIDATED FINANCIAL STATEMENTS ORIGINALLY ISSUED
IN TURKISH, SEE NOTE 3.I**

HSBC BANK A.Ş.

NOTES RELATED TO UNCONSOLIDATED FINANCIAL STATEMENTS AT 30 SEPTEMBER 2016

(Unless otherwise stated amounts are expressed in thousands of Turkish Lira (“TL”))

**I. INTERIM ACTIVITY REPORT WHICH WILL INCLUDE EVALUATIONS FROM CHAIRMAN OF
THE BOARD OF DIRECTORS AND CHIEF EXECUTIVE OFFICER RELATED TO ACTIVITIES IN
THE INTERIM PERIOD (Continued)**

Additional Information on Period Between 01.01.2016-30.09.2016

An announcement was placed on Public Disclosure Platform on 9 June 2015 stating that HSBC Bank PLC, main shareholder of HSBC Bank A.Ş., has decided to sell its shares.

On 22 February 2016 HSBC Group announced that the process to sell HSBC Turkey had concluded with a decision to retain the business. In line with this decision, Bank took several important steps in 2016 to enhance its wholesale and premium positioning, and strategic actions to re-focus the branch network.

.....